




Apprenticeship standard (England only)

# Metal Fabricator

Industry: Engineering and manufacturing

City & Guilds code: 9345

 **Typical duration:** 42 months  
 **Maximum funding:** £27,000\*  
 **Level 3**

\*Funding information accurate as of July 2019.  
For the most up-to-date information, check the [Institute for Apprenticeships and Technical Education \(IfATE\) website](#).

## About this standard

The IfATE approved the standard on 18 January 2019.

## About the role

Metal fabricators use a wide range of products such as channels, rolled steel joists, metal sheet, steel plates and columns to assist in their tasks. They can help to manufacture oil rigs, aircraft, cranes, bridges, ships. Fabricators work in factories or operational sites and can work individually or as part of a team. Metal fabricators work with a wide range of metals including aluminium, titanium and steel.

Metal fabricator roles include Metal fabricator and Sheet metal fabricator.



## On-programme: what apprentices need to learn

Apprentices need to complete 20% off-the-job training during the on-programme phase of their apprenticeship. Specific rules govern this and it must take place in the apprentice's contracted hours.

Formative assessment of knowledge, skills and behaviours required in the delivery of the Level 3 Metal Fabricator apprenticeship are broken down into the following modules. The on-programme qualification for this standard will be 4515-03 Level 3 Diploma in Advanced Manufacturing Engineering (Development Knowledge).

The apprentice will progress onto the 9345 Level 3 end-point assessment (EPA) for ST0607 Metal Fabricator.

City & Guilds has qualifications which could support in underpinning the delivery of the competence skills required of this standard.

### Knowledge

- The importance of complying with statutory, quality, organisational and health and safety regulations
- The structure, properties and characteristics of common materials
- Approved diagnostic methods and techniques used to help solve engineering problems
- The correct methods of moving and handling materials

### Skills

- Carry out relevant planning preparation before starting the joining fabrication activity
- Cut and form metal for the production of fabricated products
- Produce and assemble metal products to required specification and quality requirements
- Comply with environmental legislation, regulators and organisational requirements

### Behaviours

- Personal responsibility and resilience
- Work effectively in teams
- Effective communication and interpersonal skills
- Focus on quality and problem solving

Refer to the [IfATE website](#) for further details on the standard and assessment plan.

City & Guilds has developed teaching and learning materials to support employers and learning providers to deliver on and off-the-job learning for this standard. For more information [visit our webpage for Metal Fabricator here](#).





## Gateway requirements

Before you can book EPA, the provider and employer sign off that the apprentice will be ready for EPA.

For this standard, the employer and provider will need to sign a declaration to agree the apprentice shows evidence of the relevant engineering operative knowledge, skills and behaviours as set out

in the standard. The apprentice also must have achieved maths and English (Level 1) and taken the test for Level 2.

As part of our EPA service, City & Guilds will check all gateway evidence before the EPA event so you can have the confidence that the apprentice is ready for EPA.



## EPA: how apprentices demonstrate their learning

As defined in the assessment plan, the assessment events for this standard are:



### Practical observation

The observation will last a minimum of six hours and will enable the apprentice to show their skills, knowledge and behaviour from across the standard to demonstrate genuine and demanding work objectives.



### Professional discussion

The professional discussion will follow the observation and last up to 40 minutes. The discussion will be against set criteria in the occupational brief and establish the apprentice's understanding and application of knowledge, skills and behaviours. It will be structured to draw out the best of the apprentice's energy, enthusiasm, competence and excellence.

**Our assessment delivery:** the independent end-point assessor (IEPA) will assess the apprentice showcase before the practical observation and professional discussion.

City & Guilds will allocate a skilled and experienced professional to assess the apprentice objectively against the standard. All assessments are standardised and quality assured.

To help you prepare apprentices and ensure they feel ready for assessment, we have created a suite of preparation resources, including:

- **EPA pack:** Details behind the standard and assessment plan, guidance on EPA tasks and grading, procedures for re-sits, timelines, venue and resource requirements for EPA. It is important that you are familiar with this information
- **EPA exemplar materials:** Available for tutors, providing real assessment examples for each assessment type, such as transcripts and examples of good practice

- **EPA preparation tool:** Personalised login for each apprentice with useful learning resources relevant to the assessment skills required for their standard, ensuring they feel ready for their EPA experience
- **recording forms:** Supporting you to complete key stages of EPA readiness, we have prepared forms to give you peace of mind and confidence that everything is covered
- our dedicated **EPA customer success team** will be on hand to support you through your EPA journey.



## Apprenticeship certification

As well as receiving their IfATE apprenticeship certificate, the apprentice will receive a City & Guilds statement of achievement for EPA.



## Why choose City & Guilds?

**Personal support:** Our dedicated EPA customer success team, Technical Advisors, Business Managers and Customer Service teams are on hand to help you throughout your apprenticeship journey.

**Teaching tools and resources:** All of our resources are mapped comprehensively to the standard and designed to draw out the skills, knowledge and behaviour apprentices need so they are confident for assessment and you know that everything is covered.

**EPA support resources:** Our specially created EPA resources will help you to prepare apprentices and ensure a smooth booking process.

**EPA delivery:** We are growing our EPA service, using new technologies to enhance the delivery and management of EPA.

**Pricing that works for you:** When you choose us for EPA, you pay a small registration fee and the balance once the EPA has taken place and results submitted.

**Events and webinars:** We deliver a range of events and webinars run by industry specialists to advise and guide you.

**Progression:** The journey never stops and we're committed to helping learners progress into a job, develop on the job and move into the next job. Visit our website [cityandguilds.com](https://www.cityandguilds.com) for our wider offering in this sector and information about leadership and management apprenticeships.



### More information

If you're a City & Guilds centre, visit Walled Garden or contact your Business Manager for prices and any further information.

If you're a new customer, contact [apprenticeships@cityandguilds.com](mailto:apprenticeships@cityandguilds.com) to find out more.

Or visit [cityandguilds.com/apprenticeships](https://www.cityandguilds.com/apprenticeships) for full information on our apprenticeship products and services.

Visit [i-l-m.com/apprentice](https://www.i-l-m.com/apprentice) for information on management apprenticeships.