




Apprenticeship standard (England only)

Rail Engineering Operative

Industry: Rail Engineering

City & Guilds code: 6497 & 6499

 **Typical duration:** 12 months
 **Maximum funding:** £12,000*
 **Level 2**

*Funding information accurate as of October 2019. For the most up-to-date information, check the [Institute for Apprenticeships and Technical Education \(IfATE\) website](#).

About the standard

A rail engineering operative supports rail technicians and engineers to work on the safe construction, installation, maintenance and renewal of the railways to provide a safe and reliable infrastructure. Disciplines include: track, overhead line, electrification, traction and rolling stock, signalling and telecoms.

The new standard was approved by DfE in March 2015 and replaces the Intermediate Level Apprenticeship for Rail Infrastructure Engineering (England), Rail Traction and Rolling Stock Engineering (England) and Rail Engineering Overhead Line Construction (England) SASE frameworks.

On-programme: what apprentices need to learn

Apprentices need to complete 20% off-the-job training during the on-programme phase of their apprenticeship. Specific rules govern this and it must take place during the apprentice's contracted hours.

Mandatory qualifications

6497-02 Level 2 Diploma in Rail Engineering Operative Knowledge covering the technical knowledge and practical skills it is assessed via centre devised assessments to meet your employers' needs. This qualification is graded pass, merit or distinction.

6499-02 Level 2 Diploma in Rail Engineering Operative Competence which allows apprentices to demonstrate they have gained the knowledge, skills and behaviours expected from a competent rail engineering operative. Apprentices are assessed in the workplace via a portfolio of evidence which is externally verified to prove the apprentice can perform at the level expected in the standard.

Refer to the [IfATE website](#) for further details on the standard and assessment plan.

City & Guilds has developed teaching and learning materials to support employers and learning providers to deliver on and off-the-job learning for this standard. For more information [visit our webpage for Rail Engineering Operative here](#).

Gateway requirements

Before you can book the end-point assessment (EPA), the provider and employer sign off that the apprentice is ready to successfully undertake the EPA.

For this standard, the employer and provider will need to sign a declaration to agree the apprentice has successfully completed the mandatory knowledge and competence qualifications including demonstration of the behaviours expected.

The apprentice also must have achieved maths and English (Level 1) and taken the test for Level 2.

As part of our EPA service, City & Guilds will check all gateway evidence before the EPA event so you can have the confidence that the apprentice is ready for EPA.





EPA: how apprentices demonstrate their learning

As defined in the assessment plan, the assessment events for this standard are:



e-portfolio

The Portfolio of Evidence will include as a minimum:

Occupational Competence: Three different examples of competent performance evidence that must include:

- Products of the apprentices work, such as items that have been produced or worked on, drawings, plans, production and/or quality records, reports, documents produced as part of a work activity, records or photographs of the completed activity, together with
- Evidence of the way the apprentice carried out the activities to meet the requirements of the Standard, such as assessor observations, supervisor/mentor references/ witness testimonies or authenticated apprentice reports of the activities undertaken.



Viva interview

Independent, occupational competence validation interview (viva) and the final employer endorsement of occupational competence. The end-point assessment will be graded pass or fail.

City & Guilds will allocate a skilled and experienced professional to assess the apprentice objectively against the standard. All assessments are standardised and quality assured.

To help you prepare apprentices and ensure they feel ready for assessment, we have created a suite of preparation resources, including:

- **EPA pack:** Details behind the standard and assessment plan, guidance on EPA tasks and grading, procedures for re-sits, timelines, venue and resource requirements for EPA. It is important that you are familiar with this information
- **EPA preparation tool:** Personalised login for each apprentice with useful learning resources relevant to the assessment skills

required for their standard, ensuring they feel ready for their EPA experience

- **recording forms:** Supporting you to complete key stages of EPA readiness, we have prepared forms to give you peace of mind and confidence that everything is covered
- **LIEPA report:** A report produced by our lead independent end-point assessor (LIEPA) with insight into the EPA results for this standard and findings across all centres. These reports can help you refine your delivery to improve success rates
- our dedicated **EPA customer success team** will be on hand to support you through your EPA journey.



Apprenticeship certification

As well as receiving their IfATE apprenticeship certificate, the apprentice will receive a City & Guilds statement of achievement for EPA.

Why choose City & Guilds?

Personal support: Our dedicated EPA customer success team, Technical Advisors, Business Managers and Customer Service teams are on hand to help you throughout your apprenticeship journey.

Teaching tools and resources: All of our resources are mapped comprehensively to the standard and designed to draw out the skills, knowledge and behaviour apprentices need so they are confident for assessment and you know that everything is covered.

EPA support resources: Our specially created EPA resources will help you to prepare apprentices and ensure a smooth booking process.

EPA delivery: We are growing our EPA service, using new technologies to enhance the delivery and management of EPA.

Pricing that works for you: When you choose us for EPA, you pay a small registration fee and the balance once the EPA has taken place and results submitted.

Events and webinars: We deliver a range of events and webinars run by industry specialists to advise and guide you.

Progression: The journey never stops and we're committed to helping learners progress into a job, develop on the job and move into the next job. Visit our website [cityandguilds.com](https://www.cityandguilds.com) for our wider offering in this sector and information about leadership and management apprenticeships.





More information

If you're a City & Guilds centre, visit Walled Garden or contact your Business Manager for prices and any further information.

If you're a new customer, contact apprenticeships@cityandguilds.com to find out more.

Or visit cityandguilds.com/apprenticeships for full information on our apprenticeship products and services.

Visit i-l-m.com/apprentice for information on management apprenticeships.