

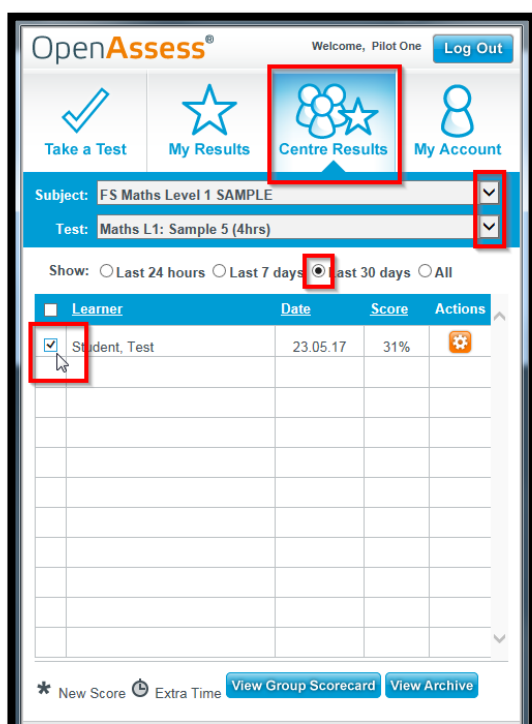
Reviewing a test in OpenAssess – the tutor view

Teaching staff can review their learner's sample tests and go through them with the learner.

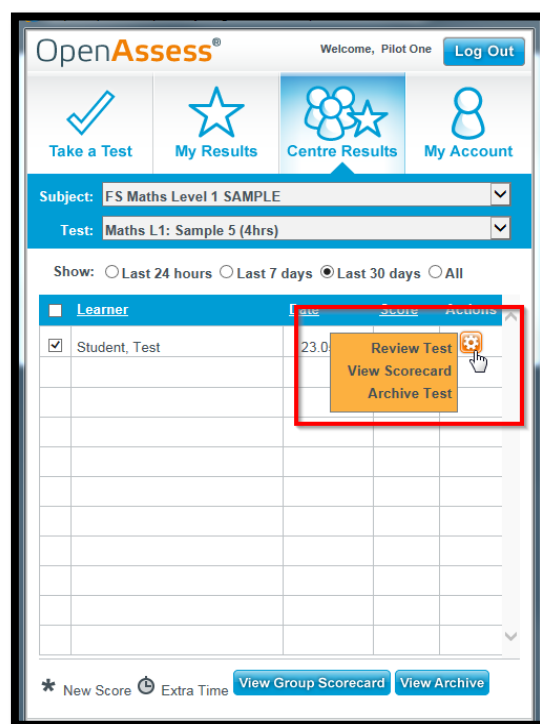
Using Internet Explorer, log in to OpenAssess:

<https://openassess.cityandguilds.com/openassess/>

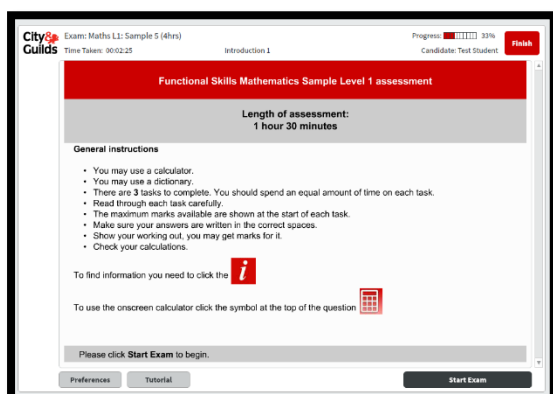
- 1 Select the Centre Results tab and choose the exam, date range and student you wish to see



- 2 Hover your mouse over the cog for a list of options



- 3 Review test will open the exam in another window, select Start exam to navigate through the candidate's answers



- 4 Select Finish at any time to exit the exam

