

7905-20 – Level 2 Technical Certificate in Bricklaying

2018

Qualification Report

Contents

Introduction.....	3
Qualification Grade Distribution	4
Theory Exam	5
Grade Boundaries.....	5
Chief Examiner Commentary.....	7
Synoptic Assignment.....	9
Grade Boundaries.....	9
Principal Moderator Commentary.....	10

Introduction

This document has been prepared by the Chief Examiner and Principal Moderator; it is designed to be used as a feedback tool for centres in order to enhance teaching and preparation for assessment. It is advised that this document is referred to when planning delivery and when preparing candidates for City & Guilds Technical assessments.

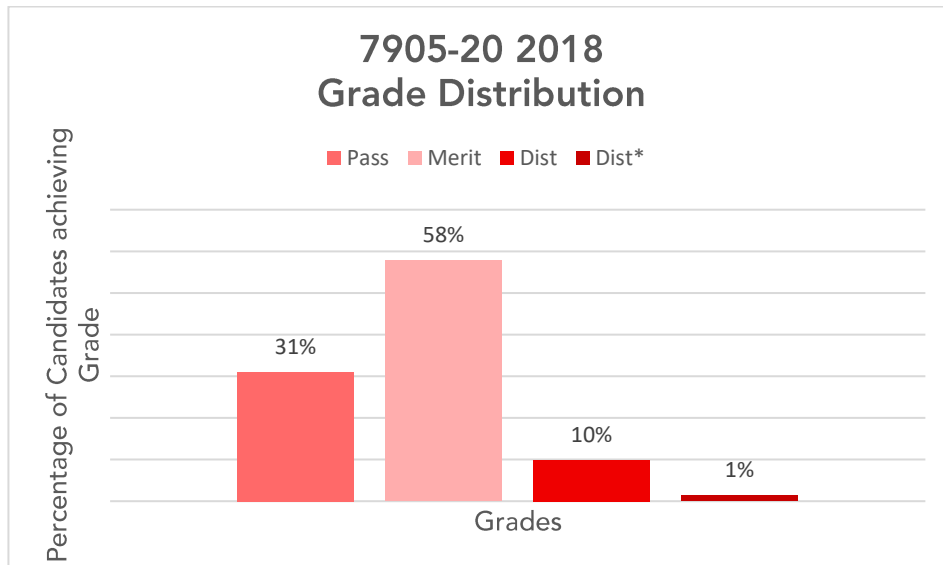
This report provides general commentary on candidate performance in both the synoptic assignment and theory exam. It highlights common themes in relation to the technical aspects explored within the assessment, giving areas of strengths and weakness demonstrated by the cohort of candidates who sat assessments in the 2018 academic year. It will explain aspects which caused difficulty and potentially why the difficulties arose.

The document provides commentary on the following assessments;

- 7905-003/503 Level 2 in Bricklaying – Theory Exam
 - March 2018 (Spring)
 - June 2018 (Summer)
- 7905-004 – Level 2 in Bricklaying – Synoptic Assignment

Qualification Grade Distribution

The grade distribution for this qualification during the 2017/2018 academic year is shown below;



Please note City & Guilds will only report qualification grades for candidates who have achieved all of the required assessment components, including Employer Involvement, optional units and any other centre assessed components as indicated within the Qualification Handbook.

Theory Exam

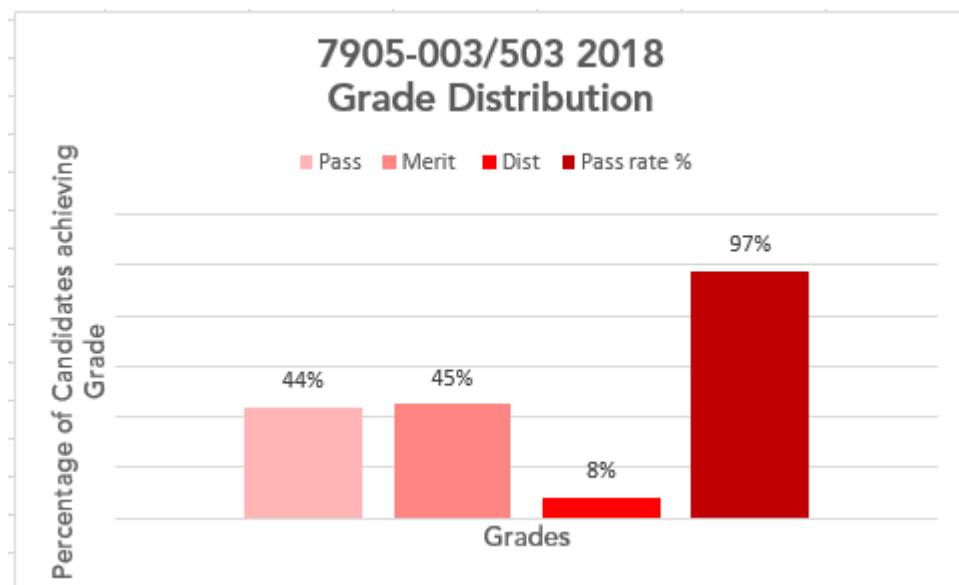
Grade Boundaries

Assessment: 7905-003/503
Series: March 2018 (Spring)

Below identifies the final grade boundaries for this assessment, as agreed by the awarding panel;

Total marks available	60
Pass mark	27
Merit mark	37
Distinction mark	48

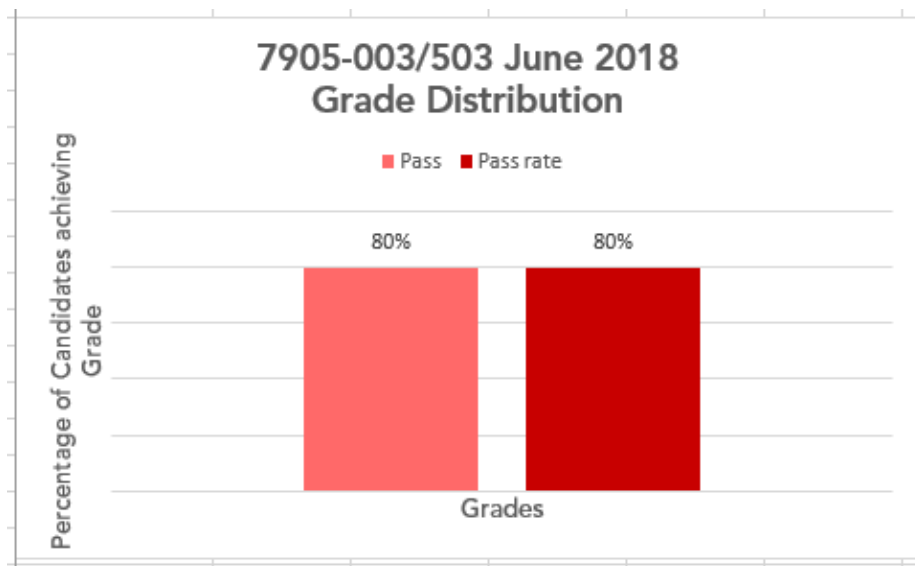
The graph below shows the distributions of grades and pass rate for this assessment;



Below identifies the final grade boundaries for this assessment, as agreed by the awarding panel;

Total marks available	60
Pass mark	26
Merit mark	37
Distinction mark	48

The graph below shows the distributions of grades and pass rate for this assessment;



Chief Examiner Commentary

Qualification Title: 7905-003/503 Level 2 in Bricklaying -Theory Exam
Series 1 – March 2018 (Spring)

The general approach to the questions were good and candidates attempted all the questions. 52% of the candidates nationally gained a merit or above, with an overall pass rate of 98%.

Candidates performed very well in the trade based questions unit 202 Building Cavity Walls, but did not perform as well in Unit 201 Principles of Construction, where a broader knowledge of construction was required.

This could be attributed to a poor focus on the delivery of the theory elements of the principles unit.

A large percentage of candidates did not understand the responsibilities of a Building control officer, with the majority wrongly assuming that the responsibility was for safety on site and this shows a clear misunderstanding of the role.

The approach to the applied knowledge questions were very good, this is a new style of questions for candidates however a high percentage of candidates responded positively to these questions.

Series 1 – June 2018

The Exam consisted of 60 questions which covered two units of the overall qualification 201 Principles and 202 Building Cavity Walls, the paper was multi choice and provided a balanced range of questions across the units covering the main parts of the criteria.

The paper was very similar to the one used for the March 2018 (Spring) Exam. In general the candidates that sat the paper gained good marks.

There was a small cohort of candidates taking the June 2018 theory exam. Candidates attempted all of the questions in the paper and some good results were gained by a high percentage of the overall candidates.

Some questions posed difficulties for some candidates where calculations of area related to measuring brickwork was required, a key factor for a bricklayer to know.

There was also a lack of knowledge demonstrated from lower scoring candidates on roles and responsibilities of members of the building team and wider building terminology that is included within the principles unit questions. This is disappointing and questions how much time is spent on delivery of the theoretical aspects of the qualification.

The results for question relating to Building Cavity Walls was disappointing with many candidates getting the AO2 (Understanding) and AO4 (Applied Knowledge) questions incorrect. Candidates and centres would be advised to review the test specification in the qualification handbook to gain an understanding of the question paper weighting in order to better prepare for the theory exams.

Some candidates would benefit from spending more time reading what the question was asking prior to selecting a response from the answers given.

Synoptic Assignment

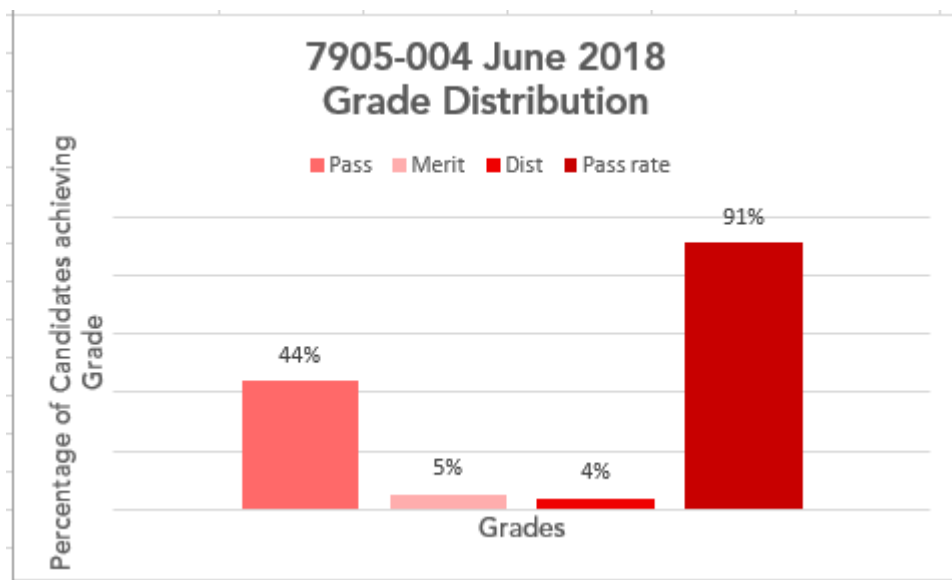
Grade Boundaries

Below identifies the final grade boundaries for this assessment, as agreed by the awarding panel;

Assessment: 7905-004 Level 2 in Bricklaying
Series: 2018

Total marks available	60
Pass mark	27
Merit mark	37
Distinction mark	48

The graph below shows the distributions of grades and pass rate for this assessment;



Principal Moderator Commentary

There were small differences in the way each centre approached the synoptic assignment, but generally all tried to follow the guidelines. It was a good to see candidates setting out the work, and loading out the task, before building the model. Good Practice. Many with new materials.

The work was completed, assessed and the evidence loaded onto the portal, before the deadline. There was a wide variation in the amount and quality of photographs, and the method of loading the evidence onto the system. It ranged from a single zip document up to 20 single items to open.

Generally the quality of the photographs and the content of the Candidate Observation Forms and Candidate Record Forms supported moderation.

Performance of candidates against each Assessment Objective.

AO1

When you consider the performance in all tasks and the marks awarded for this AO it was felt that the marks awarded were a little too high. There were several weaknesses in the first two tasks, particularly setting out and scaled drawing at level 2. There is a general lack of sequencing for the setting out tasks.

AO2

This was the understanding which was necessary to develop the knowledge to complete the project in a logical and organised way. The evidence is clear that the candidates were able to achieve the finished goal, however from the tutors comments some needed guidance along the way. This was reflected in the range of marks, and also in moderation. There was confusion around the bonding arrangement of the blockwork. Some learner omitted to insulate the wall around the lintel. Some set the wall out with the window in the wrong elevation.

AO3

The tutor/marker comments on the practical observation forms, and candidate record forms, were fundamental in supporting moderation, and the holistic grading of the work. The standard of work was generally very good, however it was difficult to see that when old bricks had been used for the model. Some evidence also indicated obvious deviations from tolerance, which weren't noted in the candidate record form, but were clearly visible from the photographs.

In some cases the photographic evidence of each task was submitted in line with the guidance given but the quality of the photographs did not support moderation.

AO4

When considering the whole assignment, and the knowledge, understanding and practical skills involved in order to complete the work, there was, as expected a wide range of achievement. It was evident that candidates attempted to use their knowledge and understanding in order to complete the practical task and bring it all together in a safe manner.

AO5

The evidence indicated that the attention to detail, checking the quality of finish, accuracy, attention to detail were all evident, although there were still some that had made mistakes, as you would expect. It was pleasing to see candidates working safely, wearing the correct PPE, keeping the work place tidy having consideration for others. Also loading out before starting to build helped them to work in a more organised manner.

Best Practice.

Clear photographs of the setting out, including the first course laid. Front elevations and rear elevations of completed wall including name board and date. In most cases these were excellent, but again in some cases the boards were not used, and the photographs did not support moderation. There was some excellent detail within the candidate record forms and practical observation forms was generally very good. Some assessors were very thorough, giving detailed reasoning for the marks they had allocated. Some assessors were brief, with little justification of the marks.

Almost all centres used new bricks and this was reflected in the quality of the finished work.

Marker must ensure marks awarded reflect the comments made in the observation records.