

7905-30 Level 3 Advanced Technical Diploma in Bricklaying (450)

2018

Qualification Report

Contents

| | |
|--|----|
| Introduction..... | 3 |
| Qualification Grade Distribution | 4 |
| Theory Exam | 5 |
| Grade Boundaries..... | 5 |
| Chief Examiner Commentary..... | 7 |
| Synoptic Assignment..... | 9 |
| Grade Boundaries..... | 9 |
| Principal Moderator Commentary..... | 10 |

Introduction

This document has been prepared by the Chief Examiner and Principal Moderator; it is designed to be used as a feedback tool for centres in order to enhance teaching and preparation for assessment. It is advised that this document is referred to when planning delivery and when preparing candidates for City & Guilds Technical assessments.

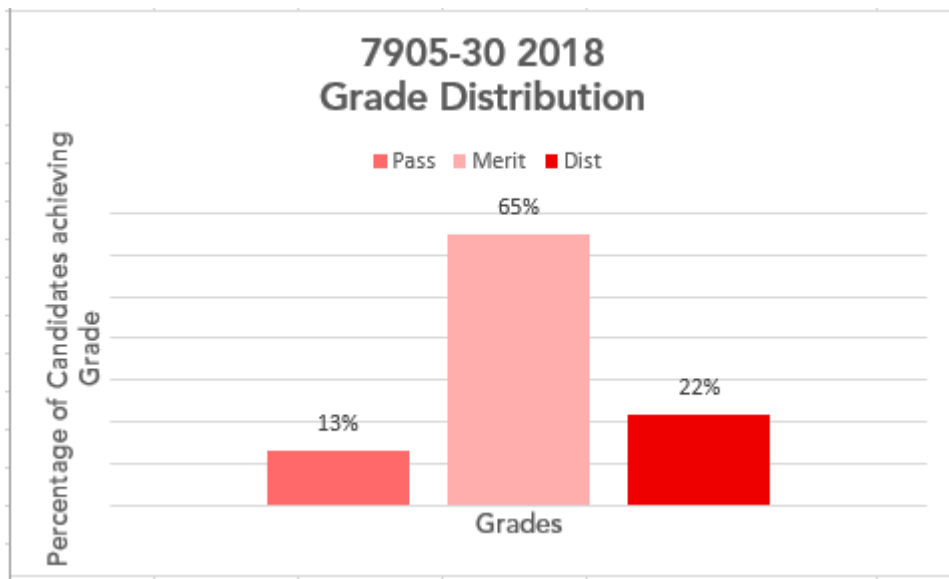
This report provides general commentary on candidate performance in both the synoptic assignment and theory exam. It highlights common themes in relation to the technical aspects explored within the assessment, giving areas of strengths and weakness demonstrated by the cohort of candidates who sat assessments in the 2018 academic year. It will explain aspects which caused difficulty and potentially why the difficulties arose.

The document provides commentary on the following assessments;

- 7905-001/501 Level 3 in Bricklaying – Theory Exam
 - Spring 2018
 - Summer 2018
- 7905-002 – Level 3 in Bricklaying – Synoptic Assignment

Qualification Grade Distribution

The grade distribution for this qualification during the 2017/2018 academic year is shown below;



Please note City & Guilds will only report qualification grades for candidates who have achieved all of the required assessment components, including Employer Involvement, optional units and any other centre assessed components as indicated within the Qualification Handbook.

Theory Exam

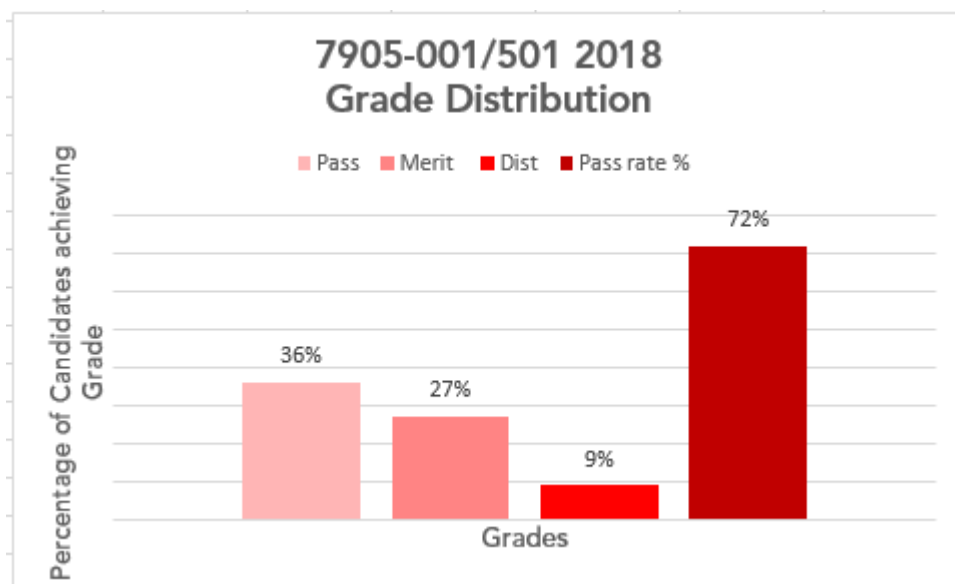
Grade Boundaries

Assessment: 7905-001/501
Series: March 2018 (Spring)

Below identifies the final grade boundaries for this assessment, as agreed by the awarding panel;

| | |
|------------------------------|-----------|
| Total marks available | 70 |
| Pass mark | 28 |
| Merit mark | 37 |
| Distinction mark | 47 |

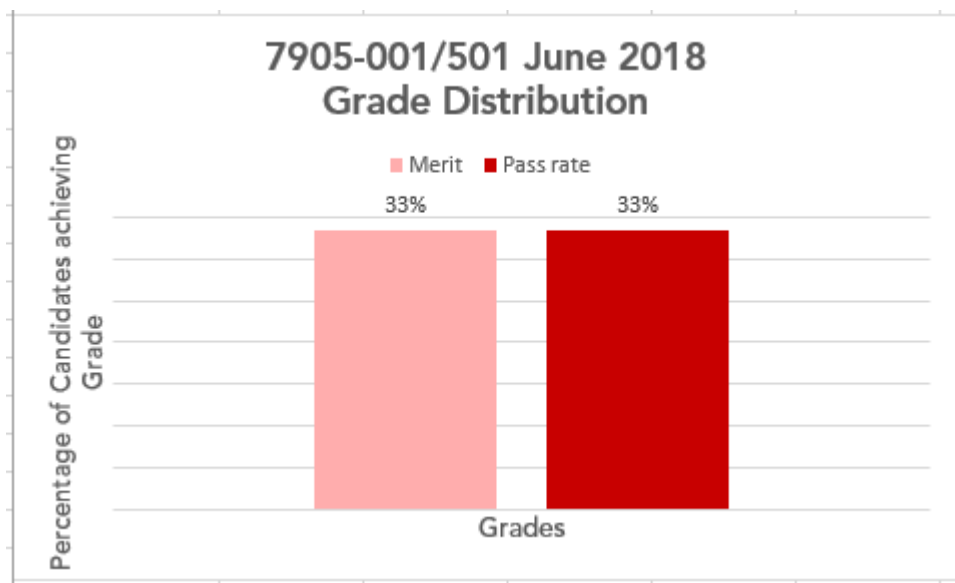
The graph below shows the distributions of grades and pass rate for this assessment;



Below identifies the final grade boundaries for this assessment, as agreed by the awarding panel;

| | |
|------------------------------|-----------|
| Total marks available | 70 |
| Pass mark | 28 |
| Merit mark | 37 |
| Distinction mark | 47 |

The graph below shows the distributions of grades and pass rate for this assessment;



Chief Examiner Commentary

Qualification Title: 7905-001/501 Level 3 in Bricklaying –Theory Exam

Series 1 – March 2018

The question paper aimed to provide a well-balanced range of questions across the subject area and the majority of candidates that attempted all of the questions in the time allowed.

Candidates attempted the AO1 knowledge questions with confidence although some questions showed that candidates found difficulty with the answers.

The candidates that achieved the higher marks gained marks by reading the question clearly and responding to the verb in the question with a clear explanation as asked. There is a clear correlation to higher marks and the responses to the questions that carry high marks such as Q20 and Q21 the highest scoring candidate scored 8 marks on question 20 and 10 marks on question 21.

Candidates in the lower mark band lost marks though lack of clear explanation in their responses to the understand questions and the extended response question and failed to show sufficient depth of Knowledge

Most candidates scored high marks on the trade based questions 302 and 305 but many candidates lost marks on the more technical aspects such as Preliminaries and planning unit 301. This could attributed to a poor focus on the delivery of the theoretical aspects of the principles unit.

To increase their chances of gaining higher marks candidate need to read the question carefully. Also the sample questions provided should be attempted and feedback provided prior to candidates sitting the exam.

In general the balance of responses is in line with the previous series.

Series 1 – June 2018

Overall the exam provided a range of questions across the areas of the curriculum that provided a balance across the three units being tested (301, 302 and 305).

The question paper aimed to provide a well-balanced range of questions across the subject area and the majority of candidates that attempted all of the questions in the time allowed.

A very small cohort of candidates, but there seems to be a difficulty in candidates understanding of what the question is asking and it would seem that some candidates were clearly not prepared properly and were not able to articulate a suitable answer to gain marks for the questions that required a written answer.

Most candidates scored high marks on the trade based questions 302 and 305 but many candidates lost marks on the more technical units 301 and this is apparent from previous series. This could be attributed to a poor focus on the delivery of the theoretical aspects of the principles unit.

There is evidence that suggests that candidates have not covered the three units required for the theory exam in enough depth to be able to provide a more detailed response.

The Extended response question (ERQ) proved to be challenging across all of the candidates. The candidates failed to provide plausible advice and guidance as asked in the question, which meant the candidates lost a significant number of marks.

Candidates would benefit from practicing answering questions that require a longer written response and from reading the question/s thoroughly and understanding what is being asked before starting to compose a response.

Synoptic Assignment

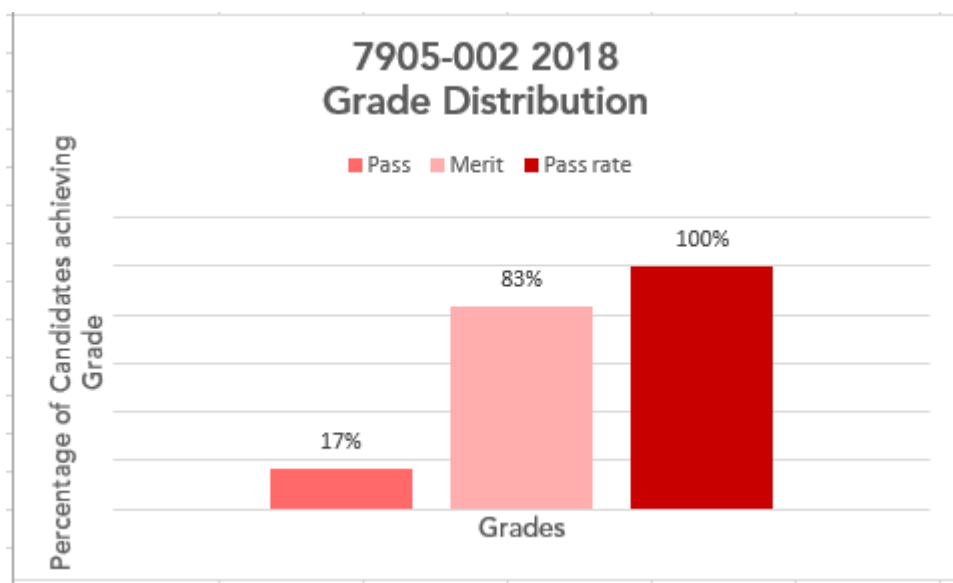
Grade Boundaries

Below identifies the final grade boundaries for this assessment, as agreed by the awarding panel;

Assessment: 7905-002 Level 3 in Bricklaying
Series: 2018

| | |
|------------------------------|-----------|
| Total marks available | 60 |
| Pass mark | 27 |
| Merit mark | 37 |
| Distinction mark | 47 |

The graph below shows the distributions of grades and pass rate for this assessment;



Principal Moderator Commentary

There were small differences in the way each centre approached the synoptic assignment, but generally all tried to follow the guidelines. It was a good to see candidates setting out the work, and loading out the task, before building the model, this demonstrated good Practice.

Where new materials were use, the appearance of the finished work was significantly enhanced.

In some cases candidates appeared to build the piers in isolation without bonding to the rear of the wall, in better examples candidate bonded the walls and piers over the length of the wall, which demonstrated good practice.

The work was completed, assessed and the evidence loaded onto the portal, before the deadline. There was a wide variation in the amount and quality of photographs, and the method of loading the evidence onto the system. It ranged from a single zip document up to 20 single items to open.

Generally the quality of the photographs and the content of the Candidate Observation Forms and Candidate Record Forms supported moderation.

Performance of candidates against each Assessment Objective.

AO1

Considering the performance in all tasks and the marks awarded for this AO marks awarded were a little too high. There were several weaknesses in the first two tasks, particularly setting out and scaled drawing at level 3.

AO2

This was the understanding which was necessary to develop the knowledge to complete the project in a logical and organised way. The evidence is clear that the candidates were able to achieve the finished goal, however from the tutors comments some needed guidance along the way. This was reflected in the range of marks, and also in moderation. Level 3 candidate built the wall as two separate piers instead of running the back wall through. There was confusion at the setting out stage for some candidates who mistakenly produced a mirror image of the model.

AO3

All of the models were completed, and photographic evidence of varying quality were submitted in line with the guidance given. The tutor/marker comments on the practical observation forms, and candidate record forms, were fundamental in supporting moderation, and the holistic grading of the work. The standard of work was generally very good, however it was difficult to see that when old bricks had been used for the model. Some evidence also indicated obvious deviations from tolerance, which weren't noted in the candidate record form, but were clearly visible from the photographs.

AO4

Bringing it all together, coherence of the whole task. When considering the whole assignment, and the knowledge, understanding and practical skills involved in order to

complete the work, there was, as expected a wide range of achievement levels. It's difficult to assess this outcome without knowing and observing the candidate bringing together their knowledge and understanding to build a model in an examination situation, therefore the assessor observation record needs to be clear and detailed as to how the candidates demonstrated linking theory to practice.

AO5

The evidence indicated that the attention to detail, checking the quality of finish, accuracy, attention to detail were all evident, although there were still some that had made mistakes, as you would expect. It was encouraging to see candidates working safely, wearing the correct PPE, keeping the work place tidy having consideration for others. Also loading out before starting to build helped them to work in a more organised manner.

Best Practice.

Clear photographs of the setting out, including the first course laid. Front elevations and rear elevations of completed wall including name board and date. In most cases these were excellent, but again in some cases the boards were not used, and the photographs did not support moderation. There was some excellent detail within the candidate record forms and practical observation forms was generally very good. Some assessors were very thorough, giving detailed reasoning for the marks they had allocated. Some assessors were brief, with little justification of the marks.

It was more obvious this year that the work was taken over full working days and candidates had continuity. Some centres used new bricks and this must have been very beneficial for the candidates.

Marker must ensure marks awarded reflect the comments made in the observation records.