

Level 2 Technical Certificate in Site Carpentry (7906-20)

Qualification Report 2023

Contents

Introduction.....	3
Qualification Grade Distribution.....	4
Theory Exam	5
Grade Boundaries.....	5
Chief Examiner Commentary.....	7
Synoptic Assignment.....	10
Grade Boundaries.....	10
Principal Moderator Commentary	11

Introduction

This document has been prepared by the Chief Examiner and Principal Moderator; it is designed to be used as a feedback tool for centres in order to enhance teaching and preparation for assessment. It is advised that this document is referred to when planning delivery and when preparing candidates for City & Guilds Technical assessments.

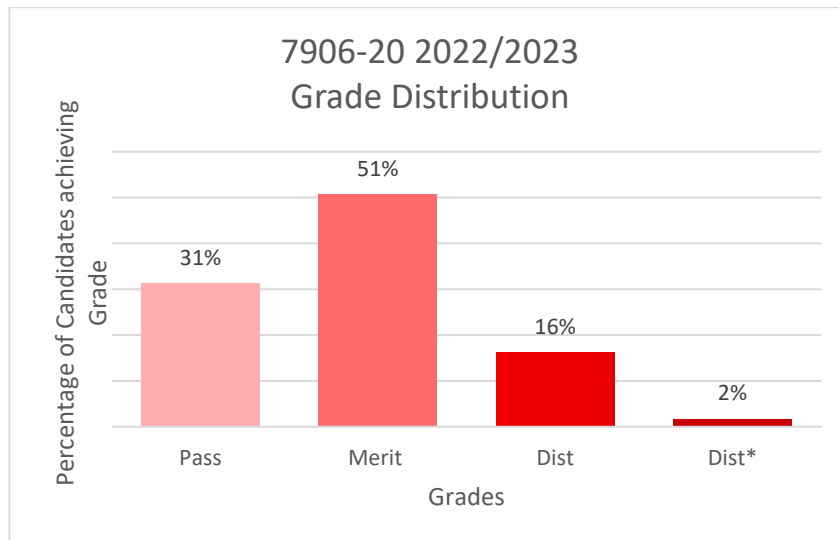
This report provides general commentary on candidate performance in both the synoptic assignment and theory exam. It highlights common themes in relation to the technical aspects explored within the assessment, giving areas of strengths and weakness demonstrated by the cohort of candidates who sat assessments in the 2023 academic year. It will explain aspects which caused difficulty and potentially why the difficulties arose.

The document provides commentary on the following assessments;

- 7906-007/507 Level 2 Site Carpentry – Theory exam
 - March 2023 (Spring)
 - June 2023 (Summer)
- 7906-008 – Level 2 Site Carpentry - Synoptic Assignment

Qualification Grade Distribution

The grade distribution for this qualification during the 2022/2023 academic year is shown below.



This data is based on the distribution as of 25 August 2023.

Please note City & Guilds will only report qualification grades for candidates who have achieved all of the required assessment components, including Employer Involvement, optional units and any other centre assessed components as indicated within the Qualification Handbook.

Theory Exam

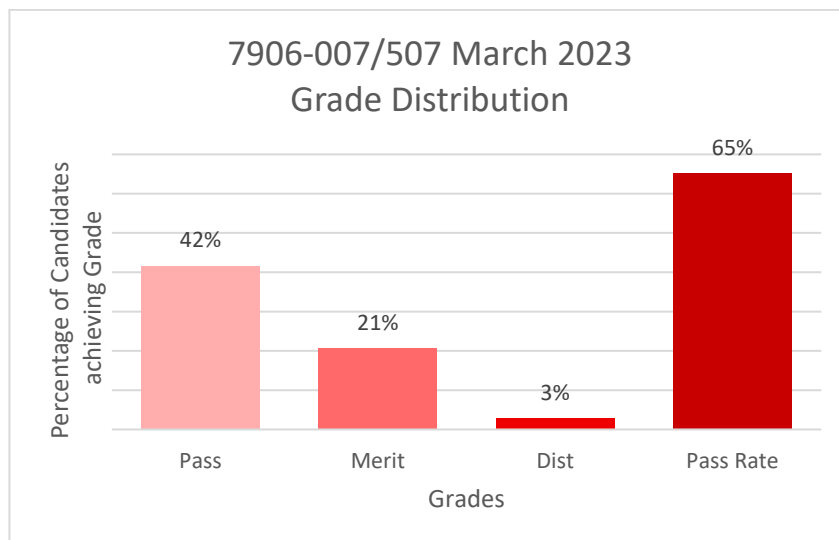
Grade Boundaries

Assessment: 7906-007/507
Series: March 2023 (Spring)

Below identifies the final grade boundaries for this assessment, as agreed by the awarding panel.

Total marks available	60
Pass mark	27
Merit mark	36
Distinction mark	45

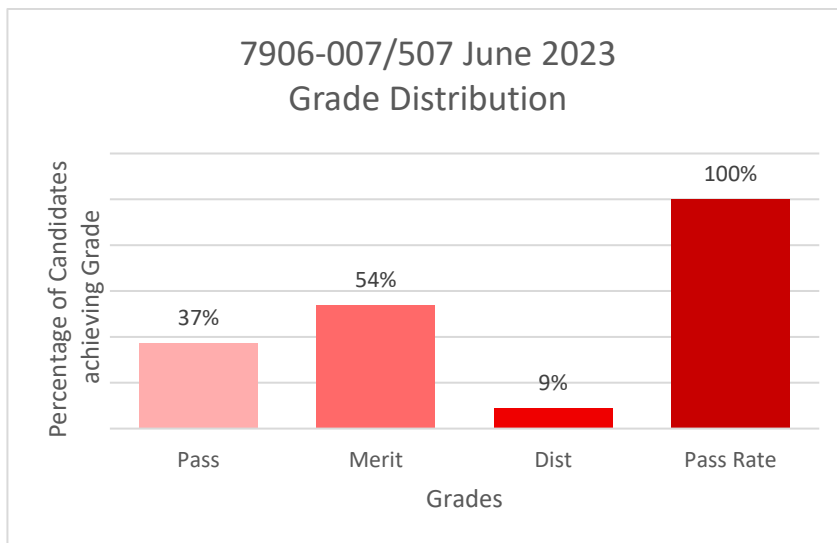
The graph below shows the approximate distributions of grades and pass rate for this assessment, it does not account of any marks that have been amended due to generosity.



Below identifies the final grade boundaries for this assessment.

Total marks available	60
Pass mark	25
Merit mark	34
Distinction mark	43

The graph below shows the approximate distributions of grades and pass rate for this assessment using the above boundary marks.



Chief Examiner Commentary

7906-007/507 Level 2 in Site Carpentry – Theory exam Series 1 – March 2023 (Spring)

Candidates performed well on answering most of the AO1 (Recall) questions correctly. Approx. 60% of the AO2 (Understanding) and AO4 (Applied knowledge) questions were answered correctly, which was lower than the previous series.

Unit 201 (Principles of construction); most questions were answered correctly with the AO2 and AO4 proving most challenging. Topics that candidates struggle with are listed below to assist centres with teaching and learning.

- 2.4 Health and Safety Legislation.
- 5.1 Walls.

Unit 204 (Non-structural carpentry following plastering); most questions were answered correctly, with only the AO4 questions being more challenging. AO4 type questions are based on a scenario and candidates are required to analyse and answer the question. Where in-depth analysis was required, candidates struggle and on the following topics.

- 2.3 Fixing tools.
- 5.1 Fit worktops.

Unit 205 (Timber technology and the use of a circular saw); candidates found the questions most challenging, across all question styles. This seem to be consistent with previous march series candidate struggle with this unit. Topics that candidates struggle on are listed below to support with teaching and learning.

- 1.1 Types of timber and manufactured board.
- 1.2 Drying timber.
- 5.1 Use circular saw to cut materials.

To improve candidate performance, centres are advised to reinforce the above topics when delivering the underpinning knowledge of these subjects and support candidates in responding and answering AO4 (applied knowledge) based question i.e. scenario type questions. Candidates must ensure they fully read the questions carefully before selecting their responses and structure their time appropriately to be able allow sufficient time to read the options and make their selection.

Series 2 – June 2023 (Summer)

This exam covers units 201 (Principles of construction), 204 (Non-structural carpentry following plastering) and 205 (Timber technology and use of circular saw).

The questions are broken down into three assessment objectives, AO1 (Recall of knowledge), AO2 (Understanding) and AO4 (Applied knowledge).

Generally, candidate performance seen across the cohort was poorer than that seen for the past two June series, with only 12/18 questions in Unit 201 being well responded to, 12/28 in unit 204 and 7/14 in Unit 205.

In Unit 201 (Principles of construction), the AO1 recall questions were well responded to with the majority of these of questions being answered correctly. For the AO2 understanding questions, just over 50% of these were answer correctly. Candidates had a good understanding of team building and team communication. Candidate responses did generally did not demonstrate a good understanding of the following topics: 5.3 roof and 5.5 building elements. For the AO4 application of knowledge questions relating to this unit, there were mixed responses. Good application of knowledge was observed around topic 2.1 building control, however candidates did not always demonstrate application of knowledge to questions related to topic 2.2 construction documentation and 4.1 substructure.

Questions related to 2.2 construction documentation see weak candidate responses, especially where deeper understanding (AO2) and application of knowledge (AO4) is required from the candidates. Questions related to 4.1 substructure like topic 2.1, is another area that sees weak candidate responses and again particularly on questions where understanding (AO2) and application of knowledge (AO4) is required. Centres would be encouraged to re-enforce these areas in more detail, beyond the basic knowledge required, to support candidates answering AO2 and AO4 questions in future relating to these topics.

In Unit 204 (Non-structural carpentry following plastering), AO1 type questions over the past couple of series has performed well with majority of these question being well responded to and answered well.

This series recall of knowledge (AO1) questions did not perform so well with 6 out of the 14 AO1 questions being well responded to, these include the following topics:

- 1.2 Types of walls
- 1.4 Hand and power tools
- 2.4 Jointing methods
- 3.1 Construction methods
- 3.2 Materials

Weak recall of knowledge (AO1) by the candidates were around the following topics:

- 1.1 Types of doors and their components
- 2.1 Moulding types
- 2.2 Fixing tools
- 3.3 Tools
- 3.4 Encasing services
- 3.5 Types of kitchen units and worktop

With the AO2 understanding questions candidates gave a slightly stronger performance. Areas/topic of strengths were 1.1 types of doors and their components, unlike the AO1 question related to this topic candidates gave stronger responses to the AO2 question. Another area that candidates performed well on was the understanding question was 2.3 fixing tools. Other areas of strength in terms of understanding were on topic 4.2 fixing kitchen units, this topic has been

consistently well responded to from series to series. Weakness in areas of understanding was on 2.1 moulding profiles and construction methods.

With the AO4 Applied Knowledge, out of the three questions only one saw a weak performance by the cohort, which showed they were able to effectively apply their knowledge to the situation in the question to successfully answer this question.

In unit 205 (Timber technology and use of circular saw) candidate performance was weaker, and this is consistent with past series, centres appear to focus on units 201 and 204 leaving the knowledge and understanding required by the candidates for the topics within Unit 205 wanting. This is consistently shown in candidate responses.

Centres should ensure that Unit 205 is given similar amount of teaching and learning time for candidates to effectively answer all types of questions within this unit in future. The recall (AO1) question that candidates showed some strength in was on topic 3.2 circular saw. Topic 1.1 types of timber and manufactured boards have consistently performed poorly from series to series. Other areas of weakness related to (AO1) were around the following topics:

- 1.2 Drying timber (recurring theme)
- 2.1 Legislation

AO2 (understanding) and AO4 (applied knowledge) questions, saw a poor performance across the cohort with only two receiving strong responses, generally. The weak responses were given on questions assessing topic 2.1 legislation and 5.1 use of circular saw to cut materials. The majority of the questions relating to 5.1 were not responded to well, which is consistent with past series. This series cohort demonstrated a lack of understanding and the application of knowledge particularly on this topic area. Centres would be encouraged to increase their focus on this unit (and the topics contained within it) to strengthen candidate knowledge and understanding (application of knowledge).

To improve performance further, centres need to remind their candidates of the need to ensure they fully read and understand all questions before responding, particularly the AO2 (understanding) and AO4 (applied knowledge) questions, and where possible practice answering these question styles. Centres are also encouraged to help candidates develop their knowledge and understanding of the above topic areas identified as being weak, particularly for Unit 205. Centres are also advised to revisit the qualification handbook to ensure their schemes of work reflect their content to fine tune the delivery of programmes.

Synoptic Assignment

Grade Boundaries

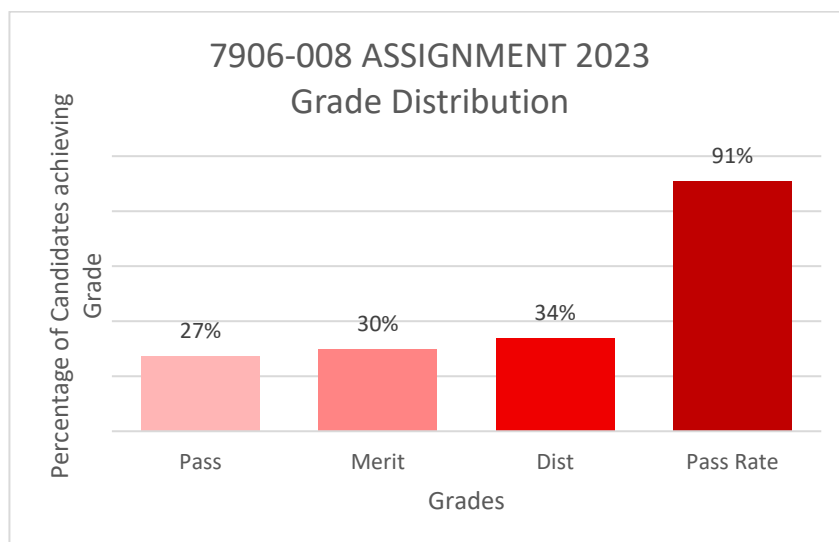
Below identifies the final grade boundaries for this assessment.

Assessment: 7906-008 Level 2 in Site Carpentry

Series: 2023

Total marks available	60
Pass mark	24
Merit mark	33
Distinction mark	42

The graph below shows the approximate distributions of grades and pass rate for this assessment using the above boundary marks.



Principal Moderator Commentary

The synoptic assignment is designed to cover the units of the qualification that are not assessed within the knowledge test.

All tasks were designed to simulate real-life scenarios, in this series it was based around the construction of a lean to log store with a mono pitched roof.

This synoptic assignment has three distinct tasks:

Task 1 - Planning (1a)

Produce a scaled drawing showing (1b) compile a comprehensive list of materials.

Task 2 - Doing (2a) Setout

Construct and erect stud work and partially clad the internal walls (2b) set out, cut and pitch the roof.

Task 3 – Reflection

Following completion of task 1 and 2, and after time for reflection the candidate had to complete a self-evaluation document (approximately 300 words).

Most candidates successfully completed the tasks; some to a much higher standard than others and this were reflected in the wide range of marks allocated.

Break down on each AO

AO 1 Recall

Most candidates demonstrated their recall of knowledge well during the practical assessment, selecting correct tools and equipment but missed the opportunity to fully demonstrate. this during the Planning task.

AO2 Understanding

Some candidates demonstrated a good understanding across the whole synoptic assessment, providing a detailed breakdown on how they calculated the quantities of materials required. However, other candidates only provided partial information, eg “6 studs” with no liner measurements given. The higher scoring candidates followed the brief and produced detailed annotated drawings and used these during the doing task.

AO3 Practical

Most candidates completed the practical within the recommended timeframe and to a standard that would be classed as fit for purpose within the construction industry. A majority of the tolerances were met by some of the candidates, with a small number exceeding them. However, a proportion produced work that did not match the specifications or drawings provided, most candidates completed the stud work to a good standard but less so with the roofing element preferred methods.

AO4 Bring it all together

Candidates that achieved the higher marks within AO4 had familiarised themselves with the assessment brief and fully understood what was required. From here, those that were able to devise a method of work that would enable them to complete the task in a timely manner and to a standard that met the tolerances. Candidates that did not demonstrate preparation and planning adequately tended to miss marks on this AO.

AO5 Attention to detail

Some candidates were not able to demonstrate adequate planning, focusing all their attention on completing the practical tasks to the best of their abilities. As a level 2 Site Carpenter it would be

expected that they should be able to produce basis working drawings, material lists (using correct terminology) and calculate quantities of materials that require ordering or convey information to a third party. Some of the drawings, and material lists submitted showed gaps in the candidate's attention to detail and many of the planning task work done by candidate was not comprehensive in the contents and level of detail given. While some completed the planning tasks to a high standard providing the information required to fully meet the assessment brief.

Summary

Candidates that read and fully understood the brief, planned a sequence of operations, and regularly checked their components against their working drawings tended to produce the most accurate roof structure. Candidates that did not work to a recognised sequence tended to make basic errors requiring replacement components, and ended up rushing to finish, producing a roof structure with an overall finish that lacked the desired quality, or required additional time to complete.