

Level 2 Technical Certificate in Site Carpentry (7906-20)

Qualification Report 2025

Contents

Introduction.....	3
Qualification Grade Distribution	4
Theory Exams	5
Grade Boundaries	5
Chief Examiner Commentary	7
Synoptic Assignment	11
Grade Boundaries	11
Principal Moderator Commentary	12

Introduction

This document has been prepared by the Chief Examiner and Principal Moderator; it is designed to be used as a feedback tool for centres to enhance teaching and preparation for assessment. It is advised that this document is referred to when planning delivery and when preparing candidates for City & Guilds Technical assessments.

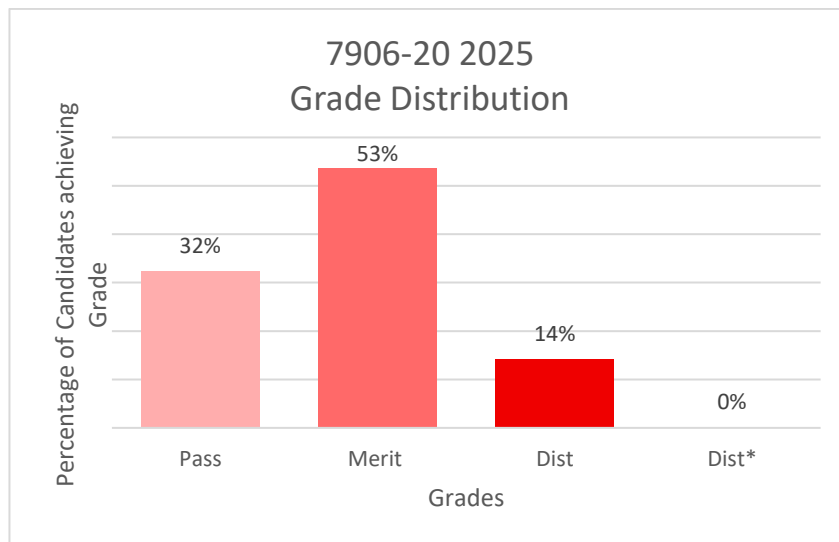
This report provides general commentary on candidate performance in both the synoptic assignment and theory exam. It highlights common themes in relation to the technical aspects explored within the assessment, giving areas of strengths and weakness demonstrated by the cohort of candidates who sat assessments in the 2025 academic year. It will explain aspects which caused difficulty and potentially why the difficulties arose.

The document provides commentary on the following assessments.

- 7906-507 – Level 2 Site Carpentry – Theory exam
 - March 2025 (Spring)
 - June 2025 (Summer)
- 7906-008 – Level 2 Site Carpentry – Synoptic Assignment

Qualification Grade Distribution

The grade distribution for this qualification during the 2024/2025 academic year is shown below.



This data is based on the distribution as of 19th August 2025.

Please note City & Guilds will only report qualification grades for candidates who have achieved all the required assessment components, including Employer Involvement, optional units and any other centre assessed components as indicated within the Qualification Handbook.

Theory Exams

Grade Boundaries

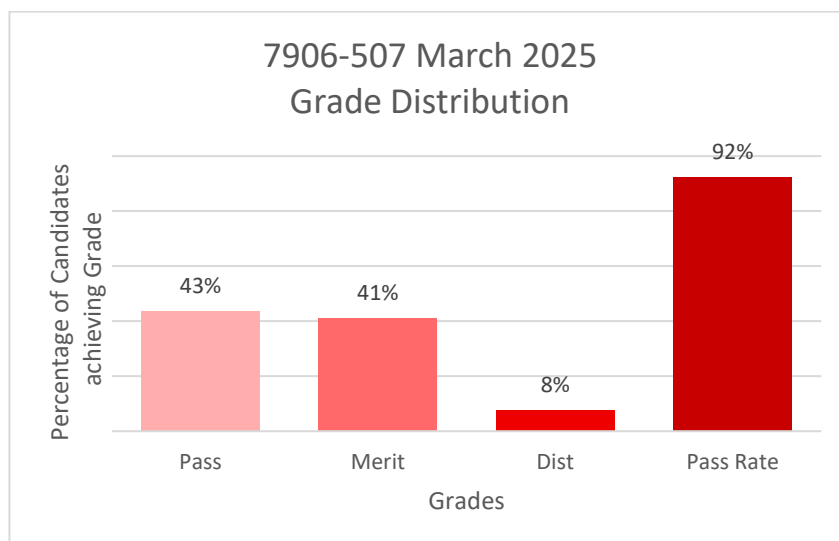
Assessment: 7906-507

Series: March 2025 (Spring)

Below identifies the final grade boundaries for this assessment, as agreed by the awarding panel.

Total marks available	60
Pass mark	31
Merit mark	40
Distinction mark	49

The graph below shows the approximate distributions of grades and pass rate for this assessment; it does not account of any marks that have been amended due to generosity.

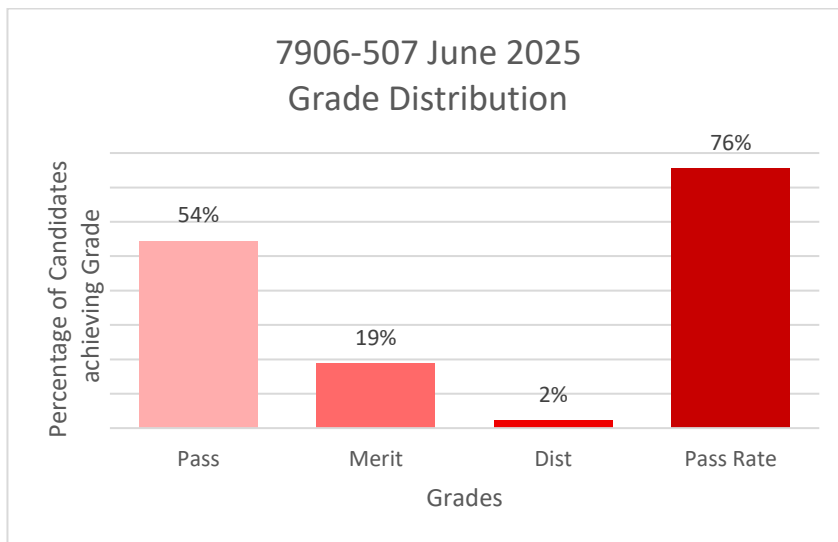


Assessment: 7906-507
Series: June 2025 (Summer)

Below identifies the final grade boundaries for this assessment.

Total marks available	60
Pass mark	28
Merit mark	37
Distinction mark	46

The graph below shows the approximate distributions of grades and pass rate for this assessment using the above boundary marks.



Chief Examiner Commentary

7906-507 Level 2 in Site Carpentry – Theory exam

Series 1 – March 2025 (Spring)

This exam covers Units 201 (Principles of construction), 204 (Non-structural carpentry following plastering) and 205 (Timber technology and the use of a circular saw).

The questions are broken down into three assessment objectives: AO1 (Recall of knowledge), AO2 (Understanding) and AO4 (Applied knowledge).

In general, candidates performed much better in the March 2025 paper across all the units and assessment objectives, compared to the previous two series, with minimal areas of weakness demonstrated.

In Unit 201 (Principles of construction), there was generally a strong performance across all question types, with only one area of weakness demonstrated, relating to an AO1 question on topic 2.2 Construction documentation.

Strengths was demonstrated around the following topic areas across all the assessment objectives:

- 2.3 Technical drawings.
- 4.1 Substructure.

In Unit 204 (Non-structural carpentry following plastering), candidates performed well on most questions across all the assessment objectives, with 88% of questions performing well. The AO1 and AO2 questions performed well this series, with no areas of weakness. 50% of the AO4 questions performed well.

Areas of strengths across all assessment objectives were on the following topics:

- 1.4 Hand and power tools.
- 4.3 Tools used to install kitchen units and fix worktops.
- 2.4 Jointing methods.
- 3.1 Construction methods.
- 4.2 Considerations when fixing kitchen units.

There was only one area of weakness that requires developing and this was around topic 5.1 Fit kitchen worktops, which is a consistent theme from the last two series.

In Unit 205 (Timber technology and the use of a circular saw), candidates' performance was very good and has seen the greatest improvement from previous papers with all questions performing well.

Areas performing particularly strongly across all the assessment objectives were on the following topics:

- 1.1 Types of timber and moisture content.
- 2.1 Legislation.
- 4.1 Types and features of saw blades.
- 4.2 Change saw blades.
- 5.1 Use circular saw.

Questions relating to topic 2.1 Legislation have consistently performed well over the past three series. Topics 4.2 Change saw blades and 5.1 Use circular saw improved the most. All the questions across each of the assessment objectives assessed performed well this series compared to the previous two series.

There were no areas of weakness in this unit.

Candidates' performance has improved consistently over the recent series. To improve candidate performance even further, centres are advised to reinforce the above weak topic areas when delivering the underpinning knowledge of these subjects and support candidates in responding and answering AO4 (Applied knowledge) based questions. Candidates must ensure they fully read the questions carefully before selecting their responses and structure their time appropriately to be able to allow sufficient time to read the options and make their selection.

Series 2 – June 2025 (Summer)

This exam covers units 201 (Principles of construction), 204 (Non-structural carpentry following plastering) and 205 (Timber technology and the use of a circular saw).

The questions are broken down into three assessment objectives: AO1 (Recall of knowledge), AO2 (Understanding) and AO4 (Applied knowledge).

In general, candidates did not perform as well in the June 2025 paper across all the units and assessment objectives, compared to the March 2025 series. Similar level of performance was observed to the June 2024 series.

In Unit 201 (Principles of construction), there was generally a good performance across all question types. Areas of strengths were demonstrated around the following topics:

- 2.2 Construction documentation.
- 5.2 Floors.

Areas of weakness demonstrated were related to an AO1 question and two AO2 questions on the following topics:

- 5.3 Roof.
- 1.2 Building team.
- 1.3 Team communication.

Another area that candidates found challenging was related to an AO4 question on topic 4.1 Substructure and this was a similar theme observed in the June 24 series. Candidates seem to struggle where a higher level of demand is required to answer questions on this topic. They tend to perform better on the AO1 and AO2 questions relating to substructure.

In Unit 204 (Non-structural carpentry following plastering), candidates performed well on most questions across all the assessment objectives with over 50% of questions performing well. The AO1 and AO2 questions performed well this series, with only a few topics of weakness, but only 40% of the AO4 questions performed well.

Areas of strength across all assessment objectives were on the following topics:

- 2.1 Moulding types.
- 3.1 Construction methods.
- 4.1 Types of kitchen units.
- 4.2 Considerations when fixing kitchen units.
- 5.1 kitchen worktops.

Two areas of weakness that need further development were around topics 1.1 Types of doors and their components and 1.2 Types of ironmongery, which were consistent areas of weakness from previous series. Also it was observed, where a higher level of demand is required to answer AO4 questions on topic 1.2, candidates tended to struggle.

In Unit 205 (Timber technology and the use of a circular saw), candidates' performance was poor compared with the last two series. Over half of the AO1 question performed well and half of the AO2 performed well, whereas the other 50% of the AO2 questions underperformed. AO4 questions within this unit generally underperformed this series. There were no topics that stood out as being an area of strength.

Topics and assessment objectives to focus on from this unit, based on candidates' performance are:

- 3.1 Types of circular saws (AO1).
- 5.1 Use of circular saw and cut materials (AO1 and AO4).
- 2.1 Legislation (AO2).
- 4.2 Change saw blades (AO2).
- 1.2 Drying timber and moisture content (AO4).
- 4.1 Types and features of saw blades (AO4).

Candidates' performance in 2025 has dipped compared to recent series. To improve candidates' performance, centres are advised to reinforce the above weak topic areas when delivering the underpinning knowledge of these subjects and support candidates in responding and answering AO4 (Applied knowledge) based questions. Candidates must ensure they fully read the questions carefully before selecting their responses and structure their time appropriately, to allow sufficient time to read the options and make their selection.

Synoptic Assignment

Grade Boundaries

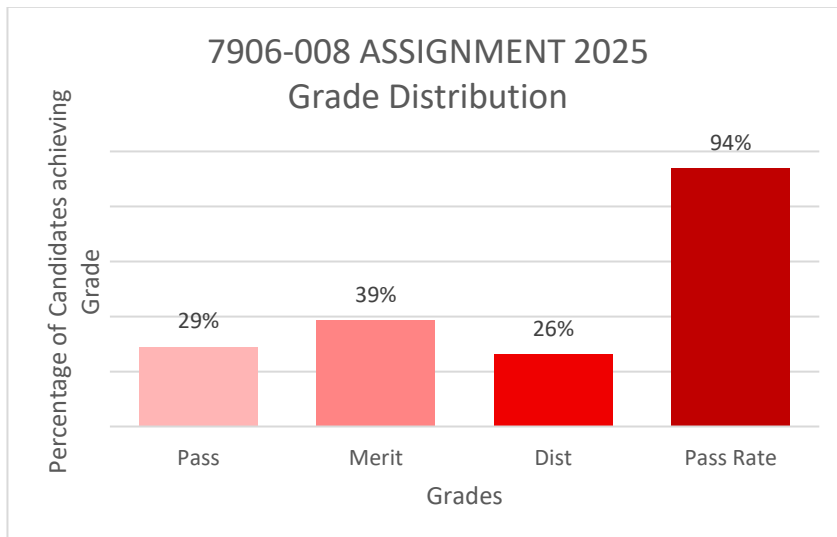
Below identifies the final grade boundaries for this assessment.

Assessment: 7906-008

Series: 2025

Total marks available	60
Pass mark	26
Merit mark	35
Distinction mark	44

The graph below shows the approximate distributions of grades and pass rate for this assessment using the above boundary marks.



Principal Moderator Commentary

The synoptic assignment is designed to cover the units of the qualification that are not assessed within the knowledge test.

All tasks were designed to simulate a real-life scenario; in this series it was based around the construction of a lean-to log store with a mono pitched roof.

This synoptic assignment has three distinct tasks:

Task 1 Produce a pattern rafter

Candidates were required to produce a pattern rafter using any method to calculate true lengths and angles.

Task 2 Cut and erect a stud partition. Fit lining and hang internal door with furniture.

Candidates were required to:

- 2 a) Mark out and erect the stud partition.
- 2 b) Assemble and fix the door lining.
- 2 c) Hang the door and fit the furniture.

Task 3 Self evaluation

Candidates were required to write a self-evaluation of their performance.

AO1 Recall

Most candidates demonstrated their knowledge recall well during the practical assessment by selecting the correct tools and equipment, but they often missed the opportunity to fully demonstrate this during the planning task.

AO2 Understanding

Some candidates demonstrated a good understanding across the whole synoptic assessment. Some candidates followed a logical sequence of operation and applied prior training into their working practices, producing tasks that flowed and resulted in timely completion. The lower scoring candidates adopted more of a trial-and-error approach and often required prompts from the centre to keep tasks on track.

AO3 Practical

Most candidates completed the practical within the recommended time and to a standard that would be classed as fit for purpose within the construction industry. Most of the tolerances were met by some of the candidates, with a few candidates exceeding them. A proportion of candidates produced work that did not match the specifications or drawings provided. Most candidates completed the stud work and lining to a good standard, but did not perform as well with the second fixing element. The hung doors demonstrated a variety of finishes that ranged from being fit for purpose with some that were not fit for purpose. Some candidate's hinges were positioned incorrectly and did not make allowances for head clearance. This seemed to be a common theme across the lower scoring candidates.

AO4 Bring it all

Candidates that achieved the higher marks within AO4 had familiarised themselves with the assessment brief and fully understood what was required. They devised a method of work that would enable them to complete the task timely and to a standard that met the tolerances. Candidates that did not prepare and plan adequately tended to be marked lower within this AO.

AO5 Attention to detail

The majority of the higher scoring candidates used the measure twice and cut once approach and demonstrated good problem-solving skills. This resulted in errors being addressed and rectified during the task, therefore minimising any knock-on effects. Other candidates only

checked the completed task when they were fully finished and made some attempt at addressing errors at that point, whilst the lower scoring candidates showed minimal attention to detail and did not double check the drawings or specification at all.

Summary

Candidates that read and fully understood the brief, planned a sequence of operation, and regularly checked their drawings and calculations against their working drawings, tended to produce the most accurate rafter that met the required tolerances. The same candidates regularly referred to the brief and drawing for task 2 and used transferable skills from their training to produce a completed task that was fit for purpose.

Candidates that did not work to a recognised sequence tended to make basic errors requiring replacement components and ended up rushing to finish, producing an overall finish that lacked the desired quality for a second fix task or required additional time to complete.

It was noted that some centres over briefed the candidates and provided instruction that deviated from the set brief. It is important that the candidates have full autonomy over their assessment, providing them with the opportunity to fully demonstrate the range of skills they possess.