

7906-21 Level 2 Technical Certificate in Architectural Joinery

Qualification Report 2018

Contents

| | |
|--|----|
| Introduction..... | 3 |
| Qualification Grade Distribution | 4 |
| Theory Exam | 5 |
| Grade Boundaries..... | 5 |
| Chief Examiner Commentary..... | 7 |
| Synoptic Assignment..... | 9 |
| Grade Boundaries..... | 9 |
| Principal Moderator Commentary..... | 10 |

Introduction

This document has been prepared by the Chief Examiner and Principal Moderator; it is designed to be used as a feedback tool for centres in order to enhance teaching and preparation for assessment. It is advised that this document is referred to when planning delivery and when preparing candidates for City & Guilds Technical assessments.

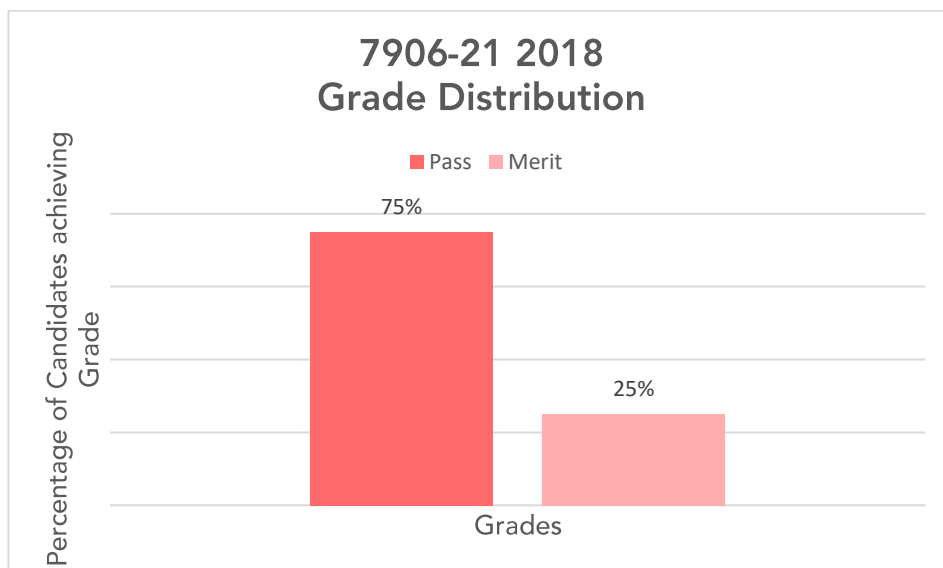
This report provides general commentary on candidate performance in both the synoptic assignment and theory exam. It highlights common themes in relation to the technical aspects explored within the assessment, giving areas of strengths and weakness demonstrated by the cohort of candidates who sat assessments in the 2018 academic year. It will explain aspects which caused difficulty and potentially why the difficulties arose.

The document provides commentary on the following assessments;

- 7906-005/505 Level 2 in Architectural Joinery – Theory exam
 - March 2018 (Spring)
 - June 2018 (Summer)
- 7906-006 Level 2 in Architectural Joinery – Synoptic Assignment

Qualification Grade Distribution

The grade distribution for this qualification is shown below;



Please note City & Guilds will only report qualification grades for candidates who have achieved all of the required assessment components, including Employer Involvement, optional units and any other centre assessed components as indicated within the Qualification Handbook. The grade distribution shown above could include performance from previous years.

Theory Exam

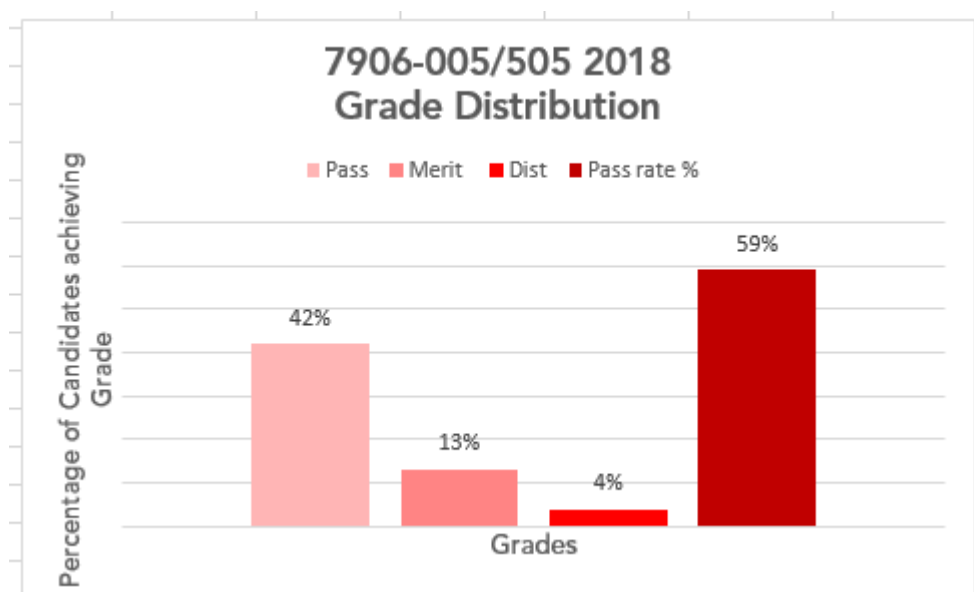
Grade Boundaries

Assessment: 7906-005/505
Series: March 2018 (Spring)

Below identifies the final grade boundaries for this assessment, as agreed by the awarding panel;

| | |
|------------------------------|-----------|
| Total marks available | 60 |
| Pass mark | 29 |
| Merit mark | 38 |
| Distinction mark | 48 |

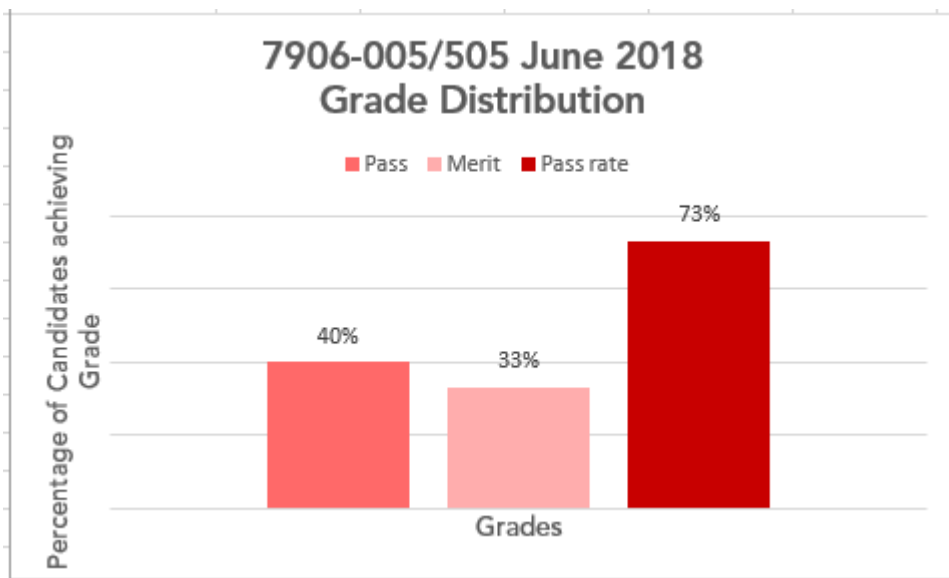
The graph below shows the distributions of grades and pass rate for this assessment;



Below identifies the final grade boundaries for this assessment, as agreed by the awarding panel;

| | |
|------------------------------|-----------|
| Total marks available | 60 |
| Pass mark | 29 |
| Merit mark | 38 |
| Distinction mark | 48 |

The graph below shows the distributions of grades and pass rate for this assessment;



Chief Examiner Commentary

7906-005/505 Level 2 in Architectural Joinery -Theory Exam Series 1 – March 2018

This is the first series for this new Level 2 Technical certificate in Architectural Joinery. The paper was found to fully meet the requirements of the test specification.

Candidates attempted all of the questions in the time allocated and generally answering the AO1 (recall of knowledge) questions correctly across the three units.

Candidates responded well when answering the majority of the questions for Unit 201, Principles of Construction and showed good knowledge and understanding of the subject areas. They did struggle on Topics 2.3 Construction documentation, 5.1, Walls and 5.3 Roofs. It would be advisable for candidates to increase their knowledge around these areas.

Candidates struggled in general when answering the questions for unit 206, Planning and preparation for architectural joinery production, both for the knowledge (AO1), understanding (AO2) and the applied knowledge (AO4) type questions. There seem to be a clear lack of knowledge and particularly in topic areas 2.6-3.3. Due to the number of incorrect responses in the unit, it should be acknowledged that more focus is required in this unit.

Candidates answered all the different styles of question ie knowledge, understanding and applied knowledge questions with confidence for Unit 207, Use of woodworking machinery. They did struggle on however with questions on topics 4.2 and 4.3 use of planing machines and morticers.

In general candidates approach to the applied knowledge questions was very good with 8 of the questions being answered well, the remaining 4 questions candidates struggled with across units 201 and 206. Candidate may need to spend more time thinking through their answers before selecting their response as they require more analysis and thought in order to select the correct answer. Centres are advised to prepare candidates for this style of question for future papers

Series 2 – June 2018

This is the second series for the new Level 2 Technical certificate in Architectural Joinery. The paper was found to fully meet the requirements of the test specification and in line with series one.

Most candidates attempted all the questions in the time allocated, generally doing better with the AO1 (recall of knowledge) questions across two of the three units.

Candidates responded well on the majority of questions for Unit 201 principles of construction and Unit 207 Use of woodworking machines and showed reasonable knowledge and understanding of the subject area.

Candidates found Unit 206 more challenging for AO1, AO2 and AO4 questions particularly topics 2.3 through to 3.4. Due to the number of incorrect responses in this area, it should be recognised that more attention is required in this unit.

In general candidates approach to the applied knowledge questions was good however a number of candidates found unit 207 4.2 using planning machines challenging.

Candidates may need to spend more time reading and breaking the questions down to fully understand and analyse what is being asked before selecting their answers. Centres are advised to prepare candidates for this style of questioning for future papers.

Synoptic Assignment

Grade Boundaries

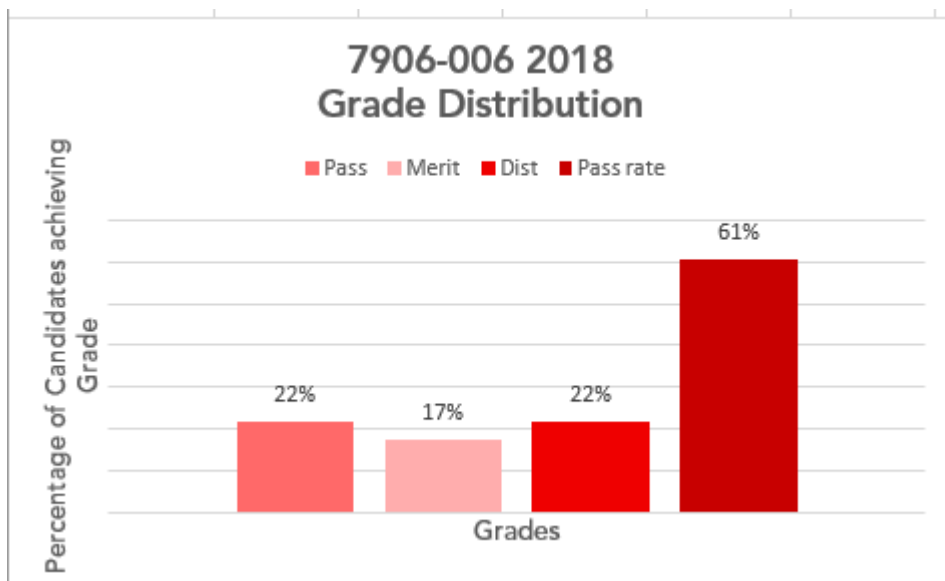
Below identifies the final grade boundaries for this assessment, as agreed by the awarding panel;

Assessment: 7906-006

Series: 2018

| | |
|------------------------------|-----------|
| Total marks available | 60 |
| Pass mark | 25 |
| Merit mark | 33 |
| Distinction mark | 42 |

The graph below shows the distributions of grades and pass rate for this assessment;



Principal Moderator Commentary

Three centres entered learners for this qualification with a total of 28 candidates completing on this series.

Task 1a-c of this assignment was written around Unit 206. In general, there was good evidence (some photographs of the rod did not show the linework clearly) and assessor commentary uploaded for this task which showed the completed task and supporting the marks given. Task 2a was written around Units 207-209 and required the candidate to manufacture and finish the casement. The evidence submitted for this was generally good or better and fully met the task requirements. Again, this showed the marks for the completed work was supported by good assessor commentary. Where it didn't the moderator remarked in alignment with the evidence uploaded.

AO1

Assessors gave generally good commentary around candidate recall for all tasks but did not specifically reference it.

AO2

Candidates showed good understanding of how to organise themselves to produce the casement. This was supported by good commentary and photographic evidence.

AO3

All the casements were generally completed to a good or better standard. Assessors made most comment around this AO. Assessors did not however always comment on whether the candidate met the tolerances sufficiently well when writing commentary on the Practical Observation form. Commentary was also lacking around the contextualised examples provided for guidance.

AO4

The application of knowledge, understanding and skills in order to complete the tasks, particularly task was evident. There was no evidence to suggest that additional material was required.

AO5

The evidence showed that there was generally good attention to detail as supported by the photographic and assessor evidence uploaded.

Best practice

Good photographic evidence meeting the requirements of the guidance, which had been checked for resolution prior to uploading, to ensure that effective moderation could take place (particularly the setting -out). Good detail given on the Practical Observation form against each AO for all tasks. Good justification for the marks given on the Candidates Record form which reconciles with the mark given to the photographic evidence uploaded. Guidance has been given in individual centre reports to support continuous improvement.