

Level 2 Technical Certificate in Architectural Joinery (7906-21)

Qualification Report 2019

Contents

Introduction	3
Qualification Grade Distribution	4
Theory Exam	5
Grade Boundaries	5
Chief Examiner Commentary	7
Synoptic Assignment	9
Grade Boundaries	9
Principal Moderator Commentary	10

Introduction

This document has been prepared by the Chief Examiner and Principal Moderator; it is designed to be used as a feedback tool for centres in order to enhance teaching and preparation for assessment. It is advised that this document is referred to when planning delivery and when preparing candidates for City & Guilds Technical assessments.

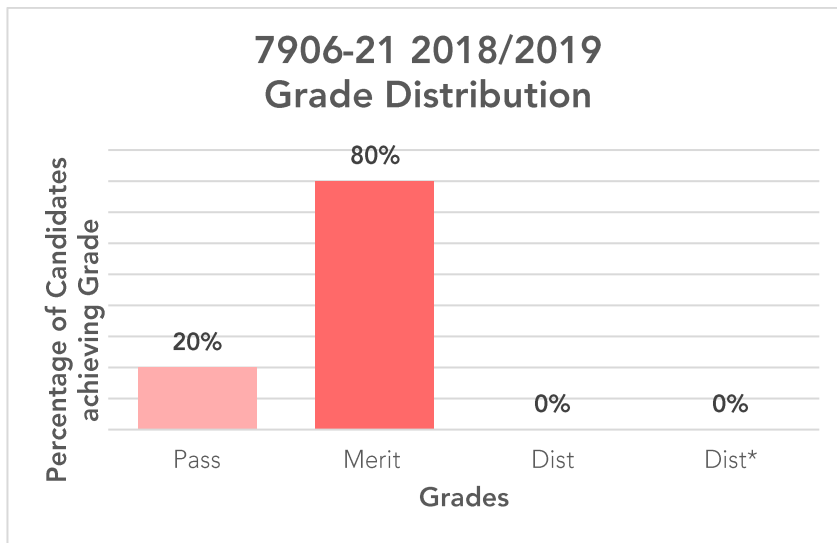
This report provides general commentary on candidate performance in both the synoptic assignment and theory exam. It highlights common themes in relation to the technical aspects explored within the assessment, giving areas of strengths and weakness demonstrated by the cohort of candidates who sat assessments in the 2019 academic year. It will explain aspects which caused difficulty and potentially why the difficulties arose.

The document provides commentary on the following assessments;

- 7906-005/505 Level 2 in Architectural Joinery – Theory exam
 - March 2019 (Spring)
 - June 2019 (Summer)
- 7906-006 Level 2 in Architectural Joinery – Synoptic Assignment

Qualification Grade Distribution

The grade distribution for this qualification during the 2018/2019 academic year is shown below;



Please note City & Guilds will only report qualification grades for candidates who have achieved all of the required assessment components, including Employer Involvement, optional units and any other centre assessed components as indicated within the Qualification Handbook

Theory Exam

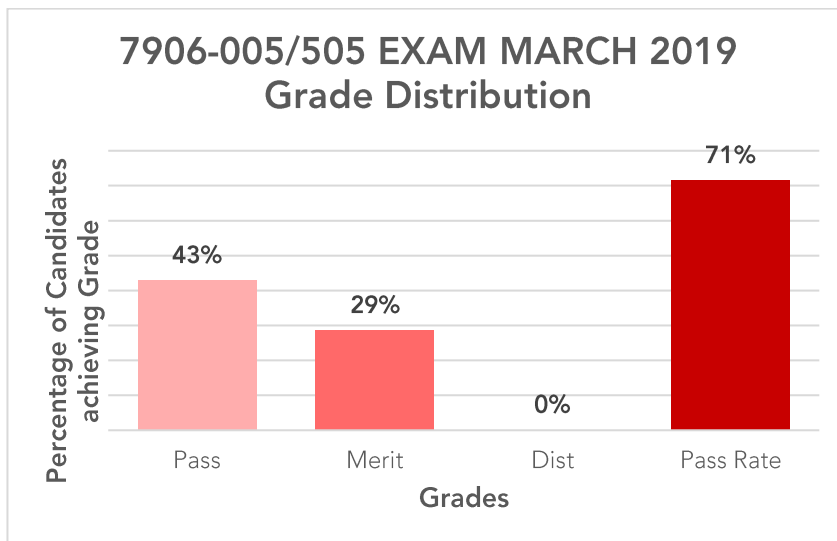
Grade Boundaries

Assessment: 7906-005/505
Series: March 2019 (Spring)

Below identifies the final grade boundaries for this assessment, as agreed by the awarding panel.

Total marks available	60
Pass mark	28
Merit mark	37
Distinction mark	46

The graph below shows the approximate distributions of grades and pass rate for this assessment.



Assessment: 7906-005/505
Series: June 2019 (Summer)

Below identifies the final grade boundaries for this assessment, as agreed by the awarding panel.

Total marks available	60
Pass mark	27
Merit mark	36
Distinction mark	45

Due to the low number of candidates taking the June 2019 exam, there is no grade distributions for this series.

Chief Examiner Commentary

7906-005/505 Level 2 Architectural Joinery -Theory Exam Series 1 – March 2019

This is the second series of the Level 2 Technical Certificate in Architectural Joinery. The paper was found to fully meet the requirements of the qualification.

All candidates attempted all questions in the time allocated.

Candidates generally answered the AO1 (Recall) questions correctly across all three units, showing strength in the ability to recall knowledge.

Candidates generally responded well when answering the AO2 (Understanding) questions with a couple of areas highlighted as areas that candidates could develop their knowledge further. The main areas were as follows

- unit 201 topic 5.2 - floors, this could be due to a lack of subject specific training as this traditionally falls under Site Carpentry, however it is part of the core principles
- unit 207 topic 4.1 - use sawing machines and topic 4.2 - planing machines, this could be due to limited exposure to these machines in the workshop.

Candidates answered the AO4 (Applied knowledge) questions very well with the exception of unit 206 topic 3.5 set and mark out architectural joinery products.

Candidates need to ensure they fully read and carefully analyse the applied knowledge questions by breaking them down to their component parts before selecting their responses. Applied knowledge is a format of question that may be new to some candidates.

It is worth noting that past papers are available on the City and Guilds website for training purposes and to familiarise candidates with the various styles of questions they will encounter during their formal exam.

Series 2 – June 2019

Due to the low number of candidates taking the exam in June 2019, there is no chief examiner commentary for this series.

Synoptic Assignment


Grade Boundaries

Below identifies the final grade boundaries for this assessment, as agreed by the awarding panel.

Assessment: 7906-006
Series: 2019

Total marks available	60
Pass mark	25
Merit mark	34
Distinction mark	43

The graph below shows the distributions of grades and pass rate for this assessment.



Principal Moderator Commentary

The synoptic assignment is designed to cover the elements of the programme not assessed within the knowledge test.

The synoptic assessment required the candidate to produce a setting out rod for a panelled door and frame along with a cutting list, but only mark out and manufacture the door.

Most candidates successfully completed the tasks; some to a much higher standard than others and this was reflected in the wide range of marks allocated.

For the first time candidates had to complete a self-evaluation this has proven to be an excellent tool for assessment and moderation purposes, the candidate's always gave an honest reflection on their own strengths and areas for development.

AO1 Recall

Most candidates demonstrated good evidence of recalling knowledge across all tasks, selecting the correct tools and equipment for producing the setting out rod and producing accurate cutting lists.

AO2 Understanding

No drawings were provided for this assessment, only a detailed specification. Some candidates found interpreting the information and converting this into a detailed setting out rod difficult. This resulted in important jointing details being missed out by some candidates, demonstrating gaps in their understanding.

AO3 Practical skills

Most candidates completed the task in the recommended time with various degrees of success. Most could be classified as fit for purpose with only minor errors while others did not fully meet the standard. The most common mistake was that candidates did not work to a recognised sequence and made simple errors that required replacement of timber. Some excellent use of hand and power tools was observed along with setting up and using static machines.

AO4 Bringing it all together

Candidates that achieved the higher marks within AO4 showed that they had familiarised themselves with the assessment brief and fully understood what was required. They devised a sequence of operation that would enable them to complete the task timely and to a standard that met the tolerances. Candidates that did not prepare and plan adequately tended to be marked lower within this AO.

AO5 Attention to detail

As architectural joinery is very much process driven, with tight tolerances required in industry, attention to detail is imperative from the very start and the candidates that regularly checked measurements throughout the setting out stage tended to produce working drawings that were clean, accurate and easy to follow. Using face side and edge marks enabled the more organised candidates to mark all joints at the same time, again demonstrating an overall comprehension of what is required to produce an accurate piece of architectural joinery.

Summary

Candidates that read and fully understood the brief, who planned a sequence of operations and regularly checked their setting out detail tended to produce the most accurate setting out detail with an accurate setting out rod. Some good practices were seen; candidates marked out in pairs, machining timber in batches and completed the task comfortably within the time, allowing them time to ensure the overall finish met the set tolerances. Candidates that did not work to a recognised sequence tended to make basic errors requiring replacement components, missing haunches and rushing to finish resulting in a lower overall mark.