

7907-30 – Level 3 Advanced Technical Diploma in Painting and Decorating (450)

2023

Qualification Report

Contents

Introduction.....	3
Qualification Grade Distribution	4
Theory Exam.....	5
Grade Boundaries	5
Chief Examiner Commentary	7
Synoptic Assignment	9
Grade Boundaries	9
Principal Moderator Commentary	10

Introduction

This document has been prepared by the Chief Examiner and Principal Moderator; it is designed to be used as a feedback tool for centres in order to enhance teaching and preparation for assessment. It is advised that this document is referred to when planning delivery and when preparing candidates for City & Guilds Technical assessments.

This report provides general commentary on candidate performance in both the synoptic assignment and theory exam. It highlights common themes in relation to the technical aspects explored within the assessment, giving areas of strengths and weakness demonstrated by the cohort of candidates who sat assessments in the 2023 academic year. It will explain aspects which caused difficulty and potentially why the difficulties arose.

The document provides commentary on the following assessments:

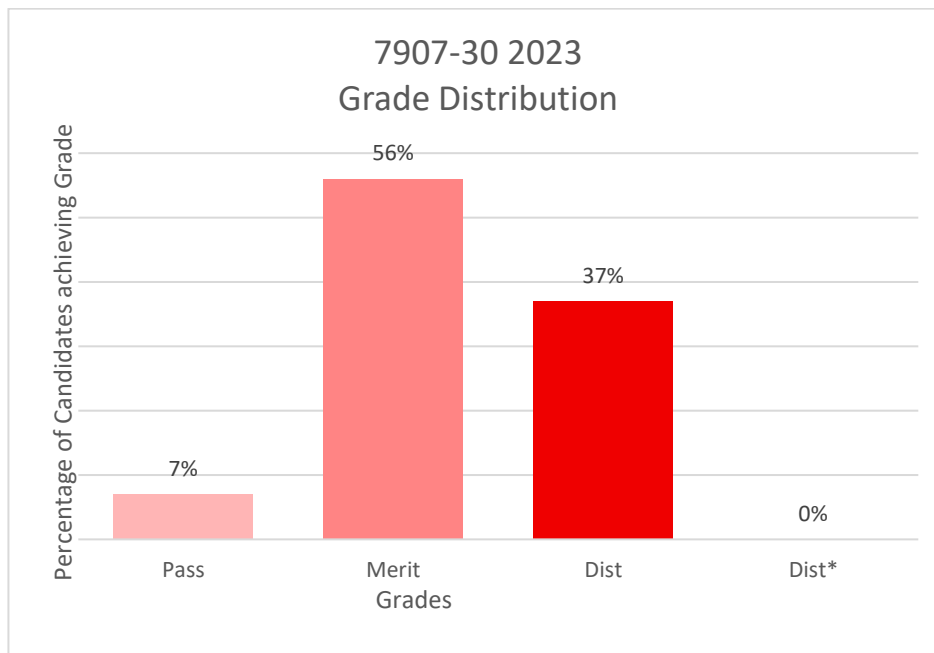
7907-30 (001/501) Level 3 Painting and Decorating – Theory exam

- March 2023 (Spring)
- June 2023 (Summer)

7907-30/002 Level 3 Painting and Decorating – Synoptic Assignment

Qualification Grade Distribution

The approximate grade distribution for this qualification is shown below:



Please note City & Guilds will only report qualification grades for candidates who have achieved all of the required assessment components, including Employer Involvement, optional units and any other centre assessed components as indicated within the Qualification Handbook. The grade distribution shown above could include performance from previous years.

Theory Exam

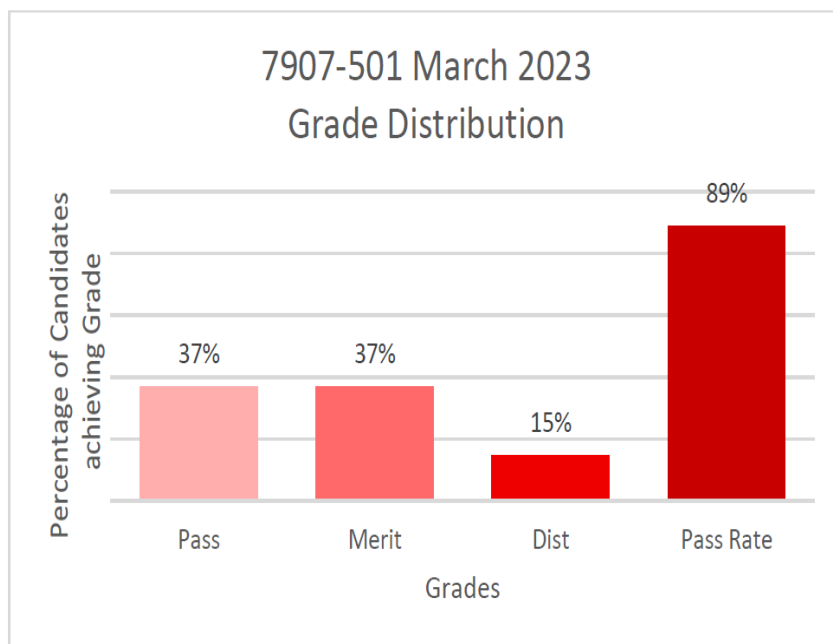
Grade Boundaries

Assessment: 7907-501
Series: March 2023

Below identifies the final grade boundaries for this assessment, as agreed by the awarding panel:

Total marks available	70
Pass mark	25
Merit mark	34
Distinction mark	44

The graph below shows the approximate distributions of grades and pass rate for this assessment:

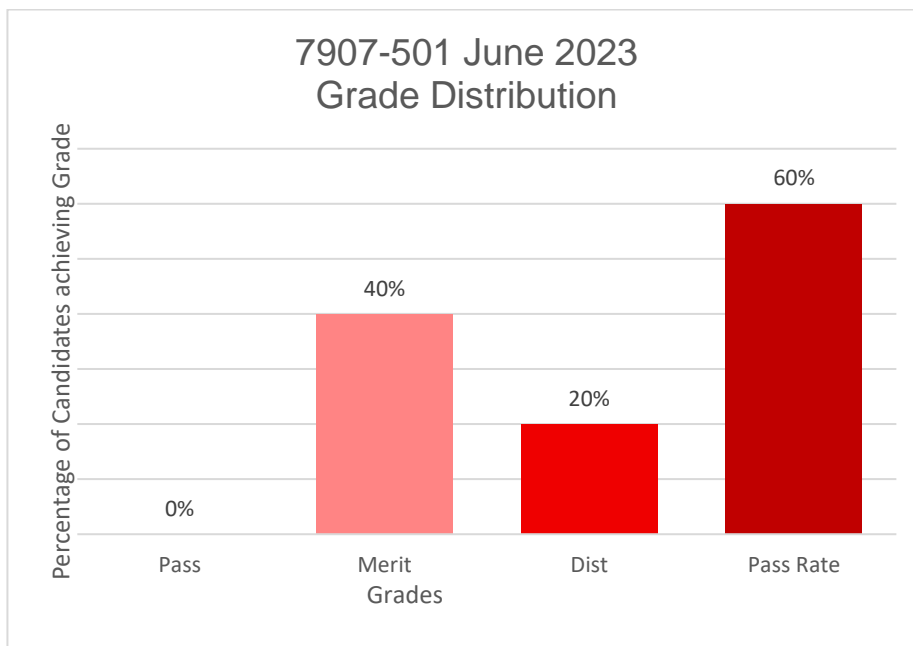


Assessment: 7907-501
Series: June 2023 (Summer)

Below identifies the final grade boundaries for this assessment, as agreed by the awarding panel:

Total marks available	70
Pass mark	27
Merit mark	37
Distinction mark	47

The graph below shows the approximate distributions of grades and pass rate for this assessment:



Chief Examiner Commentary

7907 Painting and Decorating - Theory exam

Series 1 – March 2023

The paper consisted of multiple-choice questions, short answer written responses and concluded with an extended response question (ERQ). The ERQ provides a specific scenario to enable candidates to demonstrate their knowledge and understanding of the decorating process through planning, Health and Safety for both the operative and the public, preparation of surfaces, and application of paint by various processes.

The paper was set at an appropriate level and was consistent with the levels of difficulty set in previous papers. The paper covered 301, 302, 304, 306 units in the 7907-30 Level 3 Painting and Decorating qualification handbook, with the assessment to be scored out of a possible 70 marks.

The responses for this year's Spring paper showed candidates demonstrating strong knowledge on questions that are reflected in workshop practice or have been areas built on from their Level 2 study. Questions around tools, materials and process all showed good recall and understanding, including safety around airless spray equipment.

Questions where candidates did not show strong knowledge or understanding were from Unit 301 Principles of organising, planning, and pricing construction work. Responses were limited on questions covering knowledge and understanding of the Construction (Design & Management) Regulations and what constitutes a reportable injury under the Reporting of Injuries, Diseases and Dangerous Occurrences Regulations (RIDDOR). Candidates underperformed on questions on 'Isometric drawing', 'added cost', 'variation orders', and 'independent scaffold'.

The extended response question assessed all units and showed great improvement in how candidates approached and answered the scenario, with all of them attempting the question. They sequenced the tasks and incorporated appropriate Health and Safety into their responses, 29.6% achieved marks in Band 3 (9 - 12 marks) and 59% in Band 2 (5 - 8 marks). This is a great improvement from the 2018 paper where very few achieved marks outside of Band 1 (1 - 4 marks). Candidates accessing the higher marks gave more detailed explanations of the 'how' and the 'why' for each task in the process, and in some cases advantages and disadvantages of the process being discussed.

Centres need to continue to focus on technical terminology, as this is vital for candidates reading Level 3 questions. Candidates need to read questions carefully and fully understand what is being asked. As the Level 3 Advanced Technical Diploma develops, more past papers become available for candidates to undertake exam practice. Exam practice is key for candidates to fully understand what is required to access the higher marks when under examination.

Series 2 – June 2023

The paper consisted of multiple-choice questions, short answer written responses and culminated in an extended response question (ERQ). The ERQ provides a specific scenario to enable candidates to demonstrate their knowledge and understanding of the decorating process through planning, Health and Safety for both the operative and the public, preparation of surfaces, and application of paint by various processes.

The paper was set at an appropriate level and was consistent with the levels of difficulty set in previous papers. The paper covered 301, 302, 304, 306 units in the 7907-30 Level 3 Painting and Decorating qualification handbook, with the assessment to be scored out of a possible 70 marks.

A small cohort sat the June 2023 paper with the majority achieving a grade sitting above the pass boundary. Most candidates demonstrated good knowledge from across all areas tested. The ERQ performed well with one hundred percent of candidates providing comprehensive responses placing them into Band 2 (5 - 8 marks). However, candidate descriptions of the steps taken to achieve the tasks in the scenario lacked depth which prevented them from achieving the higher marks at band 3. This represented a drop from the spring series where some candidates were awarded higher marks placing them into Band 3 (9 – 12 marks).

Candidate responses were limited for questions around Unit 301 Principles of organising, planning, and pricing construction work and where trade technical terminology was used. Poor performing questions were identified for topic, 6.3 Building Information Modelling (BIM) and the Passivhaus (Passive House) standard for topic 2.1 Sustainable development.

Candidates should be reminded to read the questions fully and carefully, ensuring they understand the requirements of the question and align their answers to the marks available, particularly at middle and higher band response levels. Candidates also need to be reminded of the need to demonstrate their full depth, breadth and range of knowledge and understanding across all topics. During the extended response questions candidates should demonstrate they understand and have analysed the scenario fully and show a confident understanding, giving justifiable reasoning behind their answers to fully access the marks available.

Across the series each year, there is a theme of poor performing questions appearing around topics areas where the questions focused on theoretical learning but are not directly reproduced in practical sessions. Centres need to continue to focus on theoretical learning and technical terminology, as this is vital for candidates reading Level 3 questions. As the Level 3 Advanced Technical Diploma in Painting and Decorating develops, more past papers become available for candidates to undertake exam practice. Exam practice is key for candidates to fully understand what is required to access the higher marks when under examination.

Synoptic Assignment

Grade Boundaries

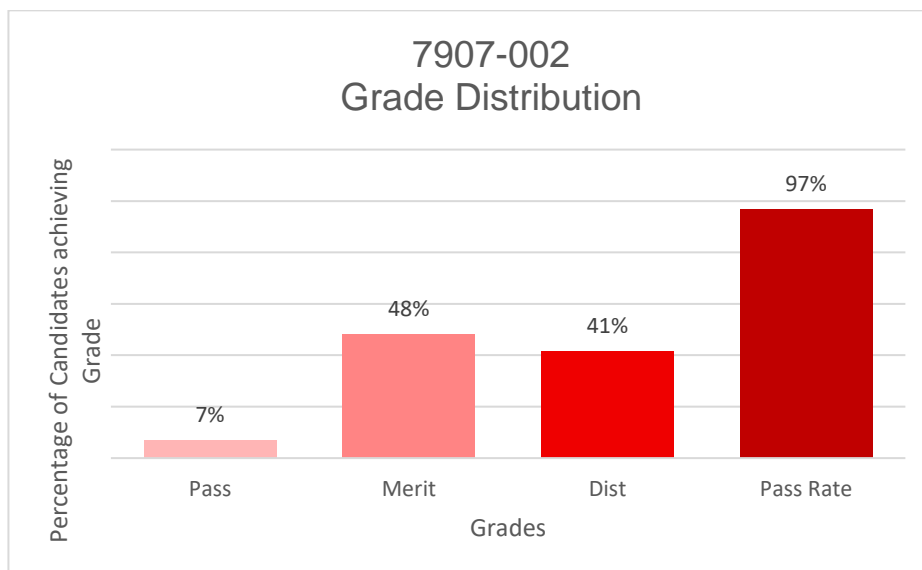
Below identifies the final grade boundaries for this assessment, as agreed by the awarding panel:

Assessment: 7907-002

Series: 2023

Total marks available	60
Pass mark	23
Merit mark	32
Distinction mark	42

The graph below shows the approximate distributions of grades and pass rate for this assessment:



Principal Moderator Commentary

The assignment carried similar difficulty levels to previous synoptic assignments featuring paperhanging to walls using a flock wall covering and to ceiling using a blown vinyl. The application of decorative effects was included by replicating marbling skills, the use of HVLP spray painting combined with basic painting skills by brush and roller made a proficient level 3 synoptic assignment.

The assignment performed as expected with tasks carried out to a high standard in most cases. Candidate performance ranged from good to excellent. Evidence of planning (including method statements and risk assessments) were carried out with significant levels of detail. All candidates conformed to health and safety procedures and demonstrated their knowledge and understanding of it in their practical work. Thus, applying theory to practice.

Tasks:

- **Task 1** required candidates to plan their work before commencing. This called for completion of a tool and equipment list along with a method statement and risk assessment for each task. This demonstrated the ability to recall previously learnt knowledge and application of acquired knowledge.
- **Task 2** required candidates to demonstrate the application of a blown vinyl wallcovering to a ceiling area followed by the application of a soft sheen emulsion paint.
- **Task 3** required candidates to hang lining paper to chimney breast and one alcove, in addition candidates applied a water-borne paint system to a fireplace surround, dado rail and skirting board. The application of a straight match flock wallcovering was applied to the chimney breast and the alcove wall. Finally, the candidate completed the fireplace back panel incorporating an achromatic colour scheme.
- **Task 4** required candidates to apply paint by using HVLP to a wall area in preparation to receive a drawing of a shape and, finally, the application of a marble finish.
- **Task 5** required candidates to provide a reflective evaluation of their final synoptic work.

There was sufficient evidence that work had been produced to a high quality, based on moderation visits to centres, photographic images and observation reports of the work provided by the centre assessor/marker.

Most candidates performed well in the tasks. They effectively highlighted their abilities in planning, practical application of preparation and paperhanging, as well as proficiency in both decorative and plain painting techniques. Across the board, candidates displayed a high standard of work, demonstrating excellent recall and application of their acquired knowledge.

The method statements and risk assessments were notably well-executed, with some higher-performing candidates even providing additional planning notes. Following the assignment guidelines, the tasks were spread over several days to accommodate necessary drying periods. Certain candidates highlighted remarkable proficiency in their work, resulting in higher scores. Moreover, nearly all candidates diligently adhered to health and safety protocols throughout the synoptic tasks.

Performance against each Assessment Objective (AO):

- **AO1** The majority of candidates exhibited proficient knowledge recall, especially evident in their comprehensive method statements and risk assessments. To assess their knowledge retention, markers skilfully employed questioning techniques to gather substantial evidence.
- **AO2** The majority of candidates exhibited a commendable grasp of the subject matter and skilfully applied their understanding to their work methods. They adeptly interpreted working drawings and specifications, displaying a methodical approach to the assigned tasks. Notably, the high-achieving candidates highlighted exceptional planning capabilities, clear through their well-documented processes.
- **AO3** Every task was accomplished, and comprehensive photographic proof was provided to document the completed work. The evaluation of candidate performance relied on candidate record forms and practical observation forms, which aided in forming an assessment of their abilities. Overall, the standard of work displayed was commendable, ranging from good to excellent.

Most candidates demonstrated exceptional proficiency in paperhanging, spraying, and marbling techniques, achieving finishes of a remarkably high standard. However, a few candidates encountered challenges during the marbling application, tending to apply an excessive quantity of colourants, which affected the outcome. Similarly, some candidates faced difficulties when dealing with a less common material in modern college workshops, such as the flock wallcovering application. Despite these struggles, most candidates performed admirably, displaying their skills and abilities effectively.

- **AO4** In most cases the tasks were planned and completed to the specification containing some minor errors. The higher performing candidates were able to bring together all aspects of their work and completed reflective accounts in line with the high standard expected at this level of study.
- **AO5** The evidence indicated that the attention to detail in most cases was complete, accurate and of an excellent standard. In summary, candidates performed very well and were more consistent in their approach than in previous years.

To ensure a standardised moderation process across the cohort, all centres underwent visits from external moderators. These visits facilitated discussions among moderators regarding the observed practices, laying a solid groundwork for the pre-moderation standardisation meeting. Most centres demonstrated exceptional planning and a logical delivery of the assessment process. Their well-organized approach allowed students to have a clear understanding of their tasks, the timeline for completion, and the expected duration for each task. This contributed significantly to a smoother and more efficient assessment experience for all involved parties.

The adoption of a fully digital approach to photographs and documentation is best practice. Most of the uploaded images were to a good standard with some centres utilising photographs with name cards and task identification; this has been recognized as a commendable method for effectively identifying candidates and their tasks. However, there were a few instances where photographs were of poor quality, for example too dark and unclear visuals. It is crucial for centres to exert maximum effort in ensuring that the photographs capture enough detail for markers to effectively assess the quality of the candidates work.

In most cases, the justifications for the awarded marks were comprehensive, offering valuable commentary on each candidate's progress. Nevertheless, there appeared to be some confusion regarding the correct completion of actions pertaining to the requirements for document uploading to the portal. Specifically, there were instances where centre standardisations, declarations, and employer involvement details were erroneously placed in the wrong section of the portal.

It is of utmost importance that all centres carefully review the synoptic assignment criteria, with particular emphasis on photographs, documentation, and work practices. In 2024, moderators will conduct supportive pre-synoptic visits to aid centres in effectively delivering and managing the synoptic process. These visits aim to provide guidance and support, ensuring that centres are well-prepared to meet the requirements and expectations of the synoptic assessment. By doing so, we can enhance the overall quality and consistency of the synoptic process across all centres.