


# Level 2 Create designs and test software components (7266/7267-201)

**e-Quals**  
**Assignment guide for Candidates**  
Assignment B



## **About City & Guilds**

City & Guilds is the UK's leading provider of vocational qualifications, offering over 500 awards across a wide range of industries, and progressing from entry level to the highest levels of professional achievement. With over 8500 centres in 100 countries, City & Guilds is recognised by employers worldwide for providing qualifications that offer proof of the skills they need to get the job done.

## **City & Guilds Group**

The City & Guilds Group includes City & Guilds, ILM (the Institute of Leadership & Management) which provides management qualifications, learning materials and membership services, NPTC which offers land-based qualifications and membership services, and HAB (the Hospitality Awarding Body). City & Guilds also manages the Engineering Council Examinations on behalf of the Engineering Council.

## **Equal opportunities**

City & Guilds fully supports the principle of equal opportunities and we are committed to satisfying this principle in all our activities and published material. A copy of our equal opportunities policy statement is available on the City & Guilds website.

## **Copyright**

The content of this document is, unless otherwise indicated, © The City and Guilds of London Institute 2007 and may not be copied, reproduced or distributed without prior written consent.

However, approved City & Guilds centres and learners studying for City & Guilds qualifications may photocopy this document free of charge and/or include a locked PDF version of it on centre intranets on the following conditions:

- centre staff may copy the material only for the purpose of teaching learners working towards a City & Guilds qualification, or for internal administration purposes
- learners may copy the material only for their own use when working towards a City & Guilds qualification

The *Standard Copying Conditions* on the City & Guilds website also apply.

Please note: National Occupational Standards are not © The City and Guilds of London Institute. Please check the conditions upon which they may be copied with the relevant Sector Skills Council.

## **Publications**

City & Guilds publications are available on the City & Guilds website or from our Publications Sales department at the address below or by telephoning +44 (0)20 7294 2850 or faxing +44 (0)20 7294 3387.

Every effort has been made to ensure that the information contained in this publication is true and correct at the time of going to press. However, City & Guilds' products and services are subject to continuous development and improvement and the right is reserved to change products and services from time to time. City & Guilds cannot accept liability for loss or damage arising from the use of information in this publication.

## **City & Guilds**

**1 Giltspur Street**

**London EC1A 9DD**

**T +44 (0)20 7294 2800**

**F +44 (0)20 7294 2400**

**[www.cityandguilds.com](http://www.cityandguilds.com)**

**[learnersupport@cityandguilds.com](mailto:learnersupport@cityandguilds.com)**

# Contents

## **Level 2 Create designs and test software components (7266/7267-201) Assignment B**

Introduction – Information for Candidates	2
Candidate instructions	3
Appendix A	9

# **Level 2 Create designs and test software components (7266/7267-201) Assignment B**

## **Introduction – Information for Candidates**

### **About this document**

This assignment comprises part of the assessment for Level 2 Create designs and test software components (7266/7267-201).

---

### **Health and safety**

You are asked to consider the importance of safe working practices at all times.

You are responsible for maintaining the safety of others as well as your own. Anyone behaving in an unsafe fashion will be stopped and a suitable warning given. You will not be allowed to continue with an assignment if you compromise any of the Health and Safety requirements. This may seem rather strict but, apart from the potentially unpleasant consequences, you must acquire the habits required for the workplace.

### **Time allowance**

The recommended time allowance for this assignment is four hours.

# Level 2 Create designs and test software components (7266/7267-201)

## Candidate instructions

Candidates are advised to read all instructions carefully before starting work and to check with your assessor, if necessary, to ensure that you have fully understood what is required.

**Time allowance:** 4 hours

**Assignment set up:** A scenario is provided for candidates in the form of a company specification for a service they require.

This assignment is made up of four tasks

- **Task A** - provides an outline design specification for a software component to validate input.
- **Task B** - provides criteria that should be followed by candidates when producing their design work.
- **Task C** - provides a specification for the software which requires functional testing.
- **Task D** - provides criteria that should be followed by candidates when producing the testing documentation.

## Scenario

A software development company, ACE Development Systems, develop software for use by clients. Software is being developed to create and maintain book details for a book shop. You have been asked to design the software component that validates the input of the book records. You are then required to test the whole program after development.

## Task A

*Candidates should use the following specification to fulfil the company's requirements.*

In this task you are required to design the routines for validation of the book records. The validation routine will be called by another routine. If a field is invalid the appropriate error message must be displayed. When every field in the input form has been accepted control must be passed back to the calling routine. Shown below is the screen input layout for a book record.

File Records

## BOOK INPUT FORM

ISBN Number

Title

Publisher

Author

Date published

Category code

In stock

The fields and the validation required is shown in the following table.

Field	Validation
ISBN Number	Not empty Modulus 11 Must be 13 characters Numeric
Title	None
Publisher	None
Author	None
Date published	dd/mm/yyyy Full date check
Category code	IT, Garden, Music, Electronics, Fiction, Biology, Chemistry, Maths, Art, Languages, Internet, Education
In stock	Y or N (upper or lower case allowed)

The international standard for allocating reference numbers for published books (ISBN) is based on a 10 character entry (ignoring "-"). The rightmost character may be any number between 0 (zero) to 9 or the character X. The remaining nine characters (leftmost) are always numbers between the value 0 (zero) to 9.

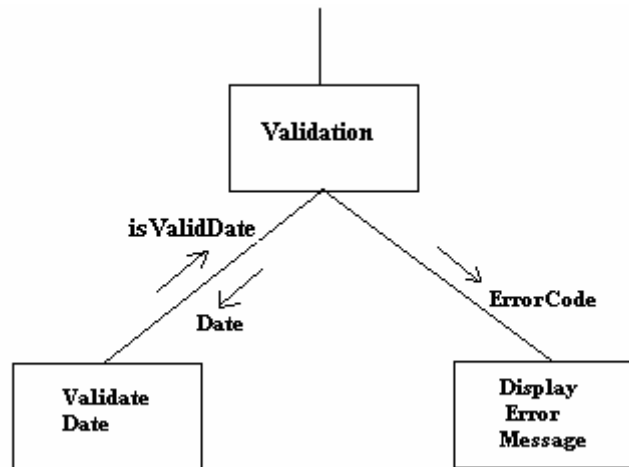
The 10 characters (ignoring "-") are validated by a modulus 11 check. The X character counts as a 10. The program must input the ISBN reference number with hyphens.

Typical examples of ISBN reference numbers are:

- 0-13-527754-X
- 0-07-881442-1
- 0-201-18244-0

For an explanation of a modulus 11 validation check for an ISBN number see Appendix A.

The structure chart for the validation routines is shown below.



- 1 Use a program design language to produce the design for the validation routines. Perform all validation as required for the design. Any assumptions you make about the design must be documented.
- 2 Some error codes have already been defined for the software and are shown below with their associated message.

Error Number	Error Message
1	1: ISBN Number is not numeric (ignoring "-")
2	2: ISBN Number is not 13 characters
3	3: ISBN Number is not a valid modulus 11 number
4	4: In stock must be Y or N
5	5: Invalid Date published
6	6: Category code invalid
7	7: File not open

The error codes 8-12 are unassigned and if required can be used for extra error messages for your routines. Document any new error messages used.

If the ISBN Number is empty no error message is to be displayed and any other data entered is not to be saved when the Save Record button is clicked.

## Task B

Check that you have followed the criteria below when producing the design for the validation routines:

- 1 The design conforms to the design specification.
- 2 The design uses the most appropriate data type(s).

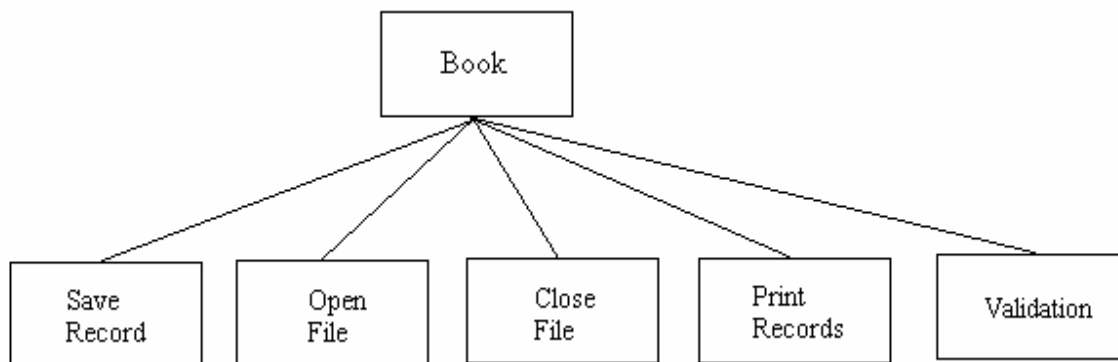
- 3 The design is consistent and complete.
- 4 The program design language clearly shows variable names and data types, constants, argument names and data types, return value data types and any data structures used.
- 5 The program design language clearly shows the beginning and end of each iteration, selection and routine.

### Task C

The software has now been developed and includes the routines for file creation, validation and printing.

In this task you are required to carry out functional testing of the Book.exe software.

The structure of the software routines developed is shown in the following structure chart.



The output file is created as an append file and must be opened using a suitable filename. The file must be opened before data can be entered, validated or saved. The records are written to the file in text format with each individual field as string data terminated with a carriage return. The file can be opened, read and printed using a text editor (eg Notepad).

The print layout for the printed records is shown below.



ISBN Number: XXXXXXXXXXXXX  
Title: XX  
Publisher: XX  
Author: XX  
Date published: 99/99/9999  
Category code: XXXXXXXXXXXXX  
In stock: X

ISBN Number: XXXXXXXXXXXXX  
Title: XX  
Publisher: XX  
Author: XX  
Date published: 99/99/9999  
Category code: XXXXXXXXXXXXX  
In stock: X

Note: Where 9 represents a digit, X represents an alphanumeric character and Z represents zero suppression.

Six book records must be printed per page and then a new page thrown with a heading.

- 1 Prepare a test plan to carry out functional testing of the software.
- 2 Prepare the test data to be used with the test plan.
- 3 Use the test plan and test data to carry out a series of tests and record the test results in a test log.
- 4 Operate equipment according to suppliers, manufacturers and/or workplace requirements.

### Task D

*Check that you have followed the criteria below when producing the testing documentation:*

- 1 The test plan contains a test number, date, purpose and type of test and expected outputs for stated inputs.
- 2 The test data tests the software execution under normal and exceptional circumstances.
- 3 Evidence of printed output, screen prints and file output must be cross referenced to the correct test number.

## Notes

- Candidates should produce the following for their assessor:
  - Program design language algorithms for the validation routines.
  - Test plan, test data and test log for the testing.
  - Cross referenced evidence of testing ie screen prints, printed output and file output as necessary to show test results.
- At the conclusion of this assignment, hand all paperwork and removable media to the test supervisor.
- Ensure that your name is on the removable media and all documentation.
- If the assignment is taken over more than one period, all removable media and paperwork must be returned to the test supervisor at the end of each sitting.

## Modulus 11 check

A modulus 11 check is carried out as follows:

Multiply each digit in the ISBN number, starting at the right, by the number 1, then 2, then 3 etc.

Multiply by	<b>10</b>	<b>9</b>	<b>8</b>	<b>7</b>	<b>6</b>	<b>5</b>	<b>4</b>	<b>3</b>	<b>2</b>	<b>1</b>
<b>ISBN number</b>	0	1	3	5	2	7	7	5	4	X
<b>Result</b>	0	9	24	35	12	35	28	15	8	10

The result of each multiplication is added together.

$$0 + 9 + 24 + 35 + 12 + 35 + 28 + 15 + 8 + 10 = 176$$

The result of the addition is then divided by the modulus (11).

$$176 \text{ divided by } 11 = 16 \text{ remainder } 0$$

If the remainder from the division is 0 the ISBN number is a valid modulus 11 number otherwise the ISBN number is not a valid modulus 11 number.

The remainder is 0 so the ISBN number 013527754X is a valid modulus 11 number.

---

**Published by City & Guilds**  
**1 Giltspur Street**  
**London**  
**EC1A 9DD**  
**T +44 (0)20 7294 2468**  
**F +44 (0)20 7294 2400**  
**[www.cityandguilds.com](http://www.cityandguilds.com)**

**City & Guilds is a registered charity**  
**established to promote education**  
**and training**