



IO4

Style men's hair

Do you want to make a client feel trendy and confident? In gents' hairdressing, you can achieve all kinds of fashionable and classical looks. This unit will introduce you to the skills, techniques, products, tools and equipment you can use to create some awesome styles.

Assignment mark sheet

Unit 104 Style men's hair

This page is used to record when you pass the 'What you must know' and 'What you must do'. The practical task is not graded in this unit.

What you must know	Tick when complete
Task 1a: style book	
Task 1b: chart	

What you must do	Tick when complete
Task 2: practical observation	

Complete overall	
-------------------------	--

Candidate name:

Candidate signature: Date:

Assessor signature: Date:

Quality assurance co-ordinator signature (where applicable): Date:




Image courtesy of Terence Renati

What does it mean?

Some useful words are explained below

Aftercare advice

Information given to the client to help with style and hair maintenance.

Client preparation

Getting the client ready for the service, including, for example, gowning the client.

Hair elasticity

An indicator of the condition of the hair's cortex and the strength of the hair: strong hair can stretch and return without damage.

Hair growth patterns

Includes double crown, widow's peak, cowlick, nape whorl, natural partings.



Features of the head and face

Includes nose, ears, high forehead, short forehead, chin, etc.



Finger-drying

Using the fingers and hands to mould, shape and lift the hair into the required style while drying.

Finishing products

Used during the dressing and finishing of the style to help maintain the effect.

Hair density

The concentration of hairs on the head. For example, a sparse head of hair has low hair density.

Hair texture

The thickness of each single hair.

Manufacturer's instructions

Explicit guidance by manufacturers or suppliers on the use of products, tools and equipment.

Personal protective equipment (PPE)

Equipment available for use in the workplace to protect you, your skin and clothes from damage, for example gloves, aprons, or overalls.

Styling products

Used to aid the drying stage, helping to protect the hair from heat.



Tools

Combs, brushes, etc used to carry out the hairdressing service.



Be the next ...
Terence Renati

“

Terence Renati started off as a men's hairdresser before branching out into ladies' hairdressing as well. He worked in Italy and Australia before opening his own salon on the Kings Road in London, then developing and marketing his own range of products.

Follow the pink quote marks to read his advice for you!

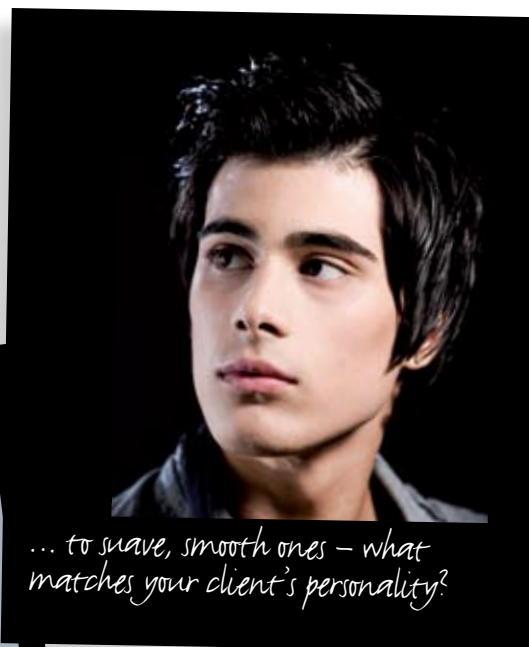
What you must know

You must be able to:

- 1 Identify basic techniques for styling men's hair
- 2 State the factors that influence the choice of hair styling techniques for men
- 3 State the importance of the preparation procedures for styling men's hair
- 4 State the purpose of basic hair styling and finishing products, tools and equipment

Revision tip

There are three basic stages to the hair growth cycle: anagen, the growth cycle of the hair, which can last from three months to several years; catagen, the stage when hair stops growing, which lasts about two weeks; and telogen, the resting stage, when the hair shrinks and separates from the papilla (becomes loose and falls out). After the telogen stage, a new anagen stage begins and the process repeats.



“

Practise any time you can, on any friend you can get hold of!

Image courtesy of iStockphoto.com/georgioupanagiotis

Image courtesy of iStockphoto.com/Quirex



Image courtesy of Terence Renati

Make sure you don't create too much root lift in the hair; men don't generally like too much lift or volume.

Style mo



“

The most important thing is to be very good at the scissor-over-comb technique.

Image courtesy of iStockphoto.com/factoria singular sl



men's hair

Image courtesy of iStockphoto.com/Pinch Creative

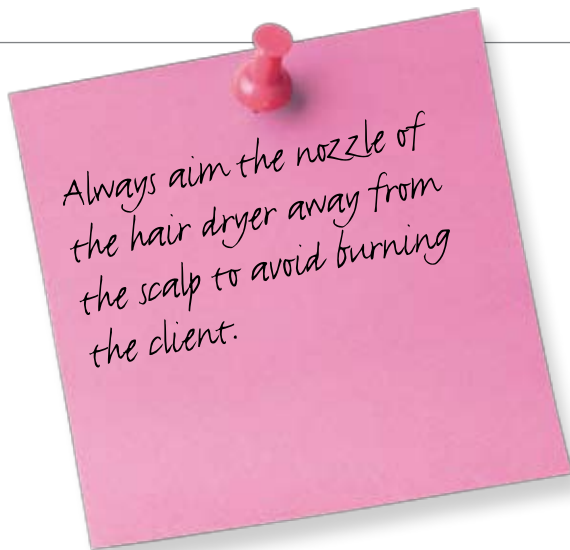
When drying and styling hair, use the mirror regularly to check the development and balance of the style.



Comment form

Unit 104 Style men's hair

This form can be used to record comments by you, your client, or your assessor.



“

Styling men's hair is a way of life – live it and breathe it!