

# T Level Technical Qualification in Agriculture, Land Management and Production

## Employer-Set Project for Livestock Core Pathway (Level 3)

### Employer-Set Project Brief (Sample)

September 2023 Version 2.1

## **Contents**

The employer

3

The project

3

**The Employer-Set Project will assess content from across both the common core content and the Livestock core pathway content.**

### **The employer**

Manor Farm is a mixed farming business based in Gloucestershire. The business produces and sells crops as well as manages several livestock enterprises.

The farm employs several staff that are responsible for the running and upkeep of the livestock and crop enterprises.

### **The project**

You are a stockperson on Manor Farm and the farm manager has asked you to develop and justify a proposal for your recommendations to expand existing livestock enterprises onto a new piece of land recently acquired. You should consider the existing infrastructure and livestock enterprises of Manor Farm.

Over the next three years the farm is prepared to invest up to £75,000 for the livestock expansion project. The aim is to make use of the available land in a sustainable way. The £75,000 budget should include labour requirements and livestock husbandry requirements.

You will be required to use the information provided, as well as undertake additional research in order to support your proposal and develop an implementation plan for the enterprise expansions for the first three years. You must consider health and safety aspects, biosecurity, sustainability and environmental impact as part of your proposal.

**Note:** As part of the proposal, the farm manager does not necessarily require all of the land or buildings to be fully utilised.

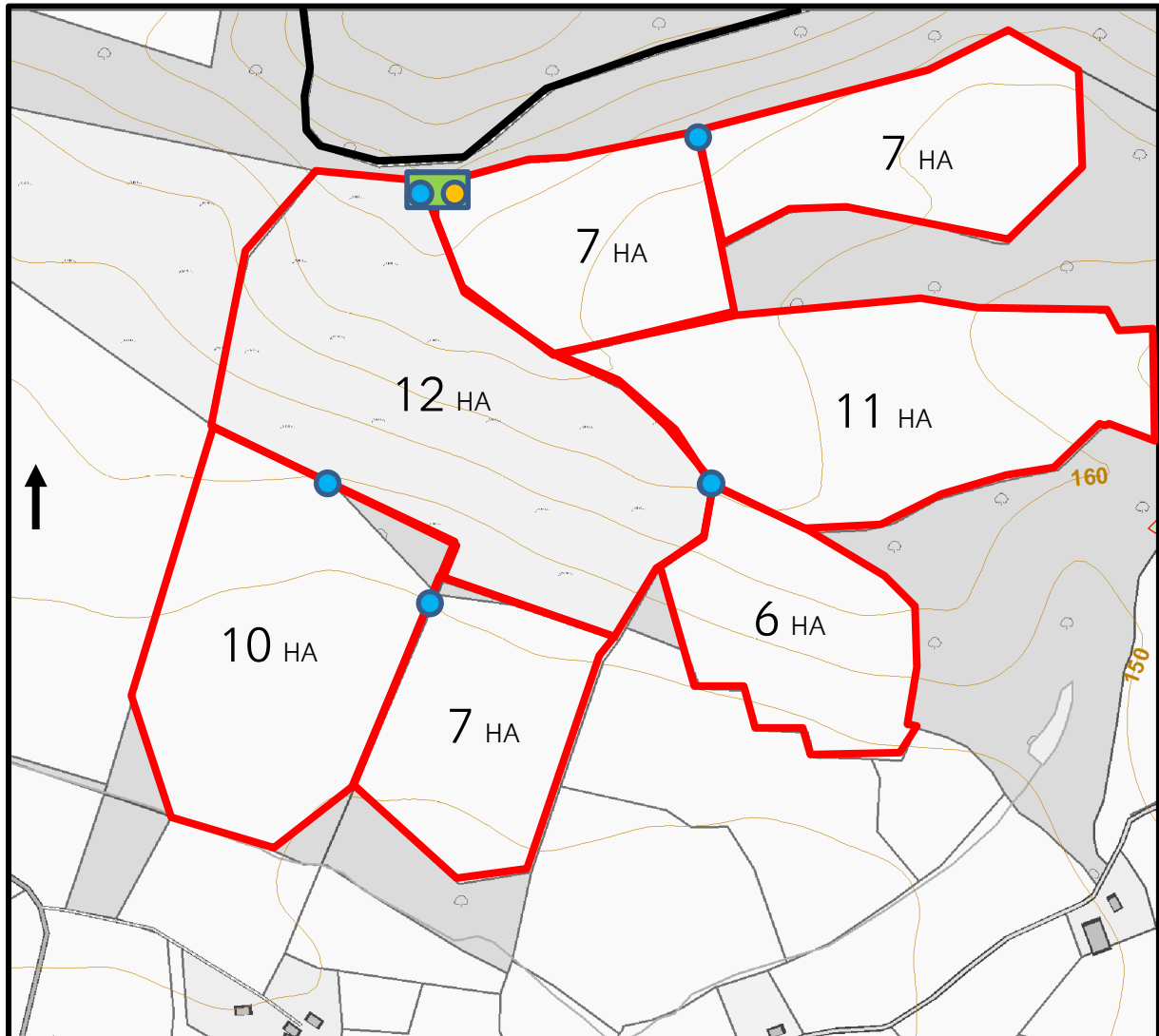
### Site map – additional land

60 hectares of productive, free-draining loam. The land is good for grass growing and the current cropping is medium-term ryegrass ley which has been established for six months.






Weatherproof farm building: 12,000 m<sup>2</sup>, concrete floor, connected to mains water and electricity.

Mains water supply to all fields. No overhead utilities.

Two miles from the main holding and accessed via a public B road.



#### Key:

-  Barn
-  Mains water supply point
-  Mains electricity supply point
-  Field boundary (fenced with stock netting and two strands of barbed wire)
-  Access road

XX<sub>HA</sub> Field size in hectares

### Manor Farm: Current staff/labour

Job role	Existing skills and qualifications	Number of staff	Responsibilities	Hours worked per week (average)	Salary (annual)
Farm manager (full-time)	Formal agricultural qualifications – crops and livestock	1	Manages all aspects of crop and livestock enterprises.  Hands-on for all enterprises during busy periods.	50	£31,200
Arable operator (full-time)	Formal agricultural qualification – crops	1	Day-to-day work relating to crop production.	50	£26,000
Stockperson (full-time)	Formal agricultural qualification – livestock	1	Day-to-day work relating to pig and poultry enterprise.	40	£20,800
Stockperson/ General farm worker (part-time)	Formal agricultural qualification – livestock	2	Day-to-day work relating to sheep enterprise.  Available to help with any enterprise – as and when required.	25	£13,000
General farm worker (part-time)	No formal agricultural qualifications, but experience with crops and livestock	2	Available to help with any enterprise – as required.	10	£5,200

## Manor Farm: current enterprises

### Arable

The arable enterprise occupies 450 hectares of heavy (clay loam) land. Current cropping is winter wheat, spring barley and winter oilseed rape.

### Livestock

Manor Farm is equipped with the required machinery and equipment to run the enterprises below.

Enterprise	Enterprise size and management	Output	Variable costs
Sheep	350 breeding ewes + 70 replacements; outdoor lambing Land use: 52ha	£118/ewe	£40/ewe
Pigs	300 grower/finishers (housed) Land use: None	£100/pig	£75/pig
Poultry	40,000 free-range laying flock Land use: 16ha	£19/bird	£15/bird

The fixed costs given for each livestock enterprise align with current industry benchmarks.

The T Level is a qualification approved and managed by the Institute for Apprenticeships and Technical Education.

Copyright in this document belongs to, and is used under licence from, the Institute for Apprenticeships and Technical Education, © 2023. 'T-LEVELS' is a registered trademark of the Department for Education. 'T Level' is a registered trademark of the Institute for Apprenticeships and Technical Education. 'Institute for Apprenticeships & Technical Education' and logo are registered trademarks of the Institute for Apprenticeships and Technical Education.

We make every effort to ensure that the information contained in this publication is true and correct at the time of going to press. However, City & Guilds' products and services are subject to continuous development and improvement, and the right is reserved to change products and services from time to time. City & Guilds cannot accept responsibility for any loss or damage arising from the use of information in this publication.

The City & Guilds of London Institute. All rights reserved. City & Guilds is a trademark of the City & Guilds of London Institute, a charity established to promote education and training registered in England & Wales (312832) and Scotland (SC039576). City and Guilds Group Giltspur House, 5–6 Giltspur Street London EC1A 9DE.