

Level 2 Technical Certificate in Land and Wildlife (0173-20)

2022

Qualification Report

Contents

Foreword	3
Introduction	4
Qualification Grade Distribution.....	5
Level 2 Technical Certificate in Land and Wildlife (0173-20) - Game.....	5
Level 2 Technical Certificate in Land and Wildlife (0173-20) - Fisheries.....	6
Level 2 Technical Certificate in Land and Wildlife (0173-20) - Countryside.....	7
Theory Exam.....	8
Grade Boundaries.....	8
Chief Examiner Commentary.....	10
Synoptic Assignment.....	12
Grade Boundaries.....	12
Principal Moderator Commentary.....	13
Synoptic Assignment.....	14
Grade Boundaries.....	14
Principal Moderator Commentary.....	15
Synoptic Assignment.....	16
Grade Boundaries.....	16
Principal Moderator Commentary.....	17
Synoptic Assignment.....	18
Grade Boundaries.....	18
Principal Moderator Commentary.....	19

Foreword

Results August 2022

As you will likely be aware, Ofqual has announced that grading for General Qualifications this summer will be more generous than prior to the pandemic. This is partly due to managing the impact of disruption and learning loss on learner performance and also managing fairness between learners in different years who had different methods of determining their grades. Therefore, for A levels and GCSEs, grading will seek a midway position between 2019 and 2021, meaning, in general, results will be somewhat higher than prior to the pandemic. This year, 2022, is a transitional year and outcomes and standards will likely return to pre-pandemic levels in 2023.

Similarly, for Vocational and Technical Qualifications (VTQs), this summer will be a transitional year and Ofqual has now been clear that for VTQs “we should expect that this summer’s results will look different, despite exams and assessments taking a big step towards normality.” Ofqual has published a blog [What’s behind this summer’s VTQ results](#)

In acknowledgement of the disruption to learning and to support fairness for all learners certificating this summer (some of whom will be competing against learners taking General Qualifications for the same progression and higher education opportunities), we will be taking loss of learning into consideration, whilst still acknowledging the need to uphold the validity of the qualifications. On this basis, we have made the decision to apply a form of ‘safety net’ through some additional ‘generosity’ to both the theory examinations and synoptic assignments within our Technical Qualifications wherever appropriate, (noting that it may not be appropriate to apply where there is a clear impact on knowledge and skills to practice, particularly health and safety requirements or other relevant legislation). We are therefore also reviewing candidate work a few marks below (equivalent to 5% of maximum marks) the Pass and Distinction notional boundaries – the boundaries used during the awarding process as the best representation of maintaining the performance standard from 2019.

The reason for lowering boundaries, where appropriate, by 5% of the maximum marks available, is that it is broadly commensurate with the level of generosity learners are likely to see in General Qualifications at level 2 and level 3. Providing that senior examiners can support the quality of learners’ work seen below the notional boundaries and agree it is sufficient to maintain the integrity, meaning and credibility of the qualifications, the grade boundaries will be lowered across the full set of grades – e.g Pass, Merit, Distinction and Distinction Star.

Given the circumstances, this is the best approach to take into account the disruption to teaching and learning across every learner in a fair and transparent way, and at the same time maintain the integrity and meaning of qualifications. This approach helps to level our Technical Qualifications awarding approach with that adopted for General Qualifications and other qualifications awarded in England and in the wider UK.

Spring examination series 2022

Having taken this decision, we are also mindful of learners who have taken components in **Spring 2022** and believe they should also have access to the same level of generosity. For these learners, we wish to adopt a similar approach. Therefore, for learners taking Technical Qualification assessments in spring there will be similar generosity, through the addition of 5% of the maximum mark available for the assessment. It is a different mechanism to that we are using for the summer assessments but provides the same level of generosity to those learners taking assessments in the summer.

Introduction

This document has been prepared by the Chief Examiner and Principal Moderator; it is designed to be used as a feedback tool for centres in order to enhance teaching and preparation for assessment. It is advised that this document is referred to when planning delivery and when preparing candidates for City & Guilds Technical assessments.

This report provides general commentary on candidate performance in both the synoptic assignment and theory exam. It highlights common themes in relation to the technical aspects explored within the assessment, giving areas of strengths and weakness demonstrated by the cohort of candidates who sat assessments in the 2022 academic year. It will explain aspects which caused difficulty and potentially why the difficulties arose.

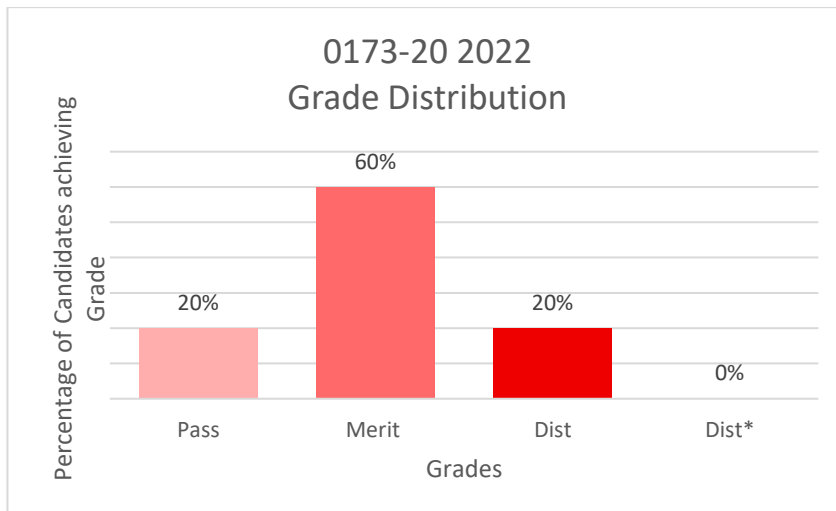
The document provides commentary on the following assessments:

- All pathways
 - 0173-524 Land and Wildlife – Theory exam
 - March 2022 (Spring)
 - June 2022 (Summer)
 - 0173-025 Land and Wildlife – Synoptic Assignment
- Game
 - 0173-026 Land and Wildlife (Game) – Synoptic Assignment
- Fisheries
 - 0173-027 Land and Wildlife (Fisheries) – Synoptic Assignment
- Countryside
 - 0173-028 Land and Wildlife (Countryside) – Synoptic Assignment

Qualification Grade Distribution

Level 2 Technical Certificate in Land and Wildlife (0173-20) - Game

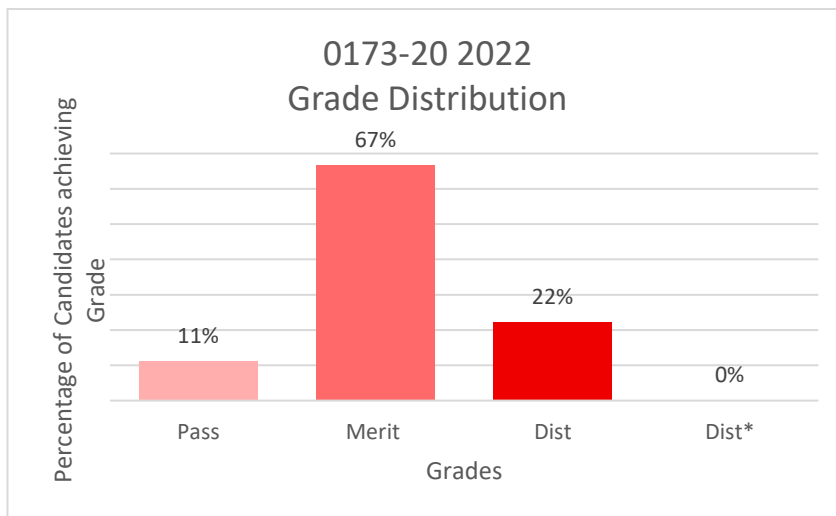
The approximate grade distribution for this qualification is shown below:



Please note City & Guilds will only report qualification grades for candidates who have achieved all of the required assessment components, including Employer Involvement, optional units and any other centre assessed components as indicated within the Qualification Handbook. The grade distribution shown above could include performance from previous years.

Level 2 Technical Certificate in Land and Wildlife (0173-20) - Fisheries

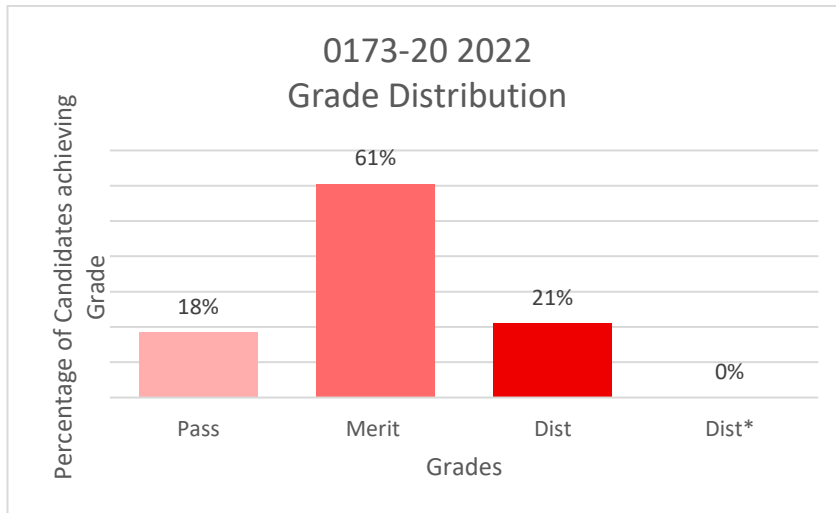
The approximate grade distribution for this qualification is shown below:



Please note City & Guilds will only report qualification grades for candidates who have achieved all of the required assessment components, including Employer Involvement, optional units and any other centre assessed components as indicated within the Qualification Handbook. The grade distribution shown above could include performance from previous years.

Level 2 Technical Certificate in Land and Wildlife (0173-20) - Countryside

The approximate grade distribution for this qualification is shown below:



Please note City & Guilds will only report qualification grades for candidates who have achieved all of the required assessment components, including Employer Involvement, optional units and any other centre assessed components as indicated within the Qualification Handbook. The grade distribution shown above could include performance from previous years.

Theory Exam

Grade Boundaries

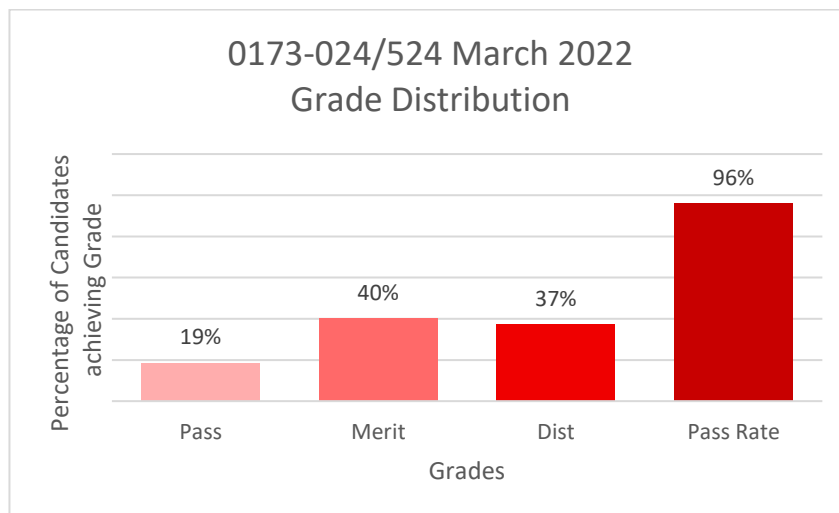
Assessment: **0173-024/524**
Series: **March 2022 (Spring)**

Below identifies the final grade boundaries for this assessment, as agreed by the awarding panel:

Total marks available	50
Pass mark	22
Merit mark	29
Distinction mark	37

The generosity applied to the summer assessments will also retrospectively be applied to candidates who achieved their best result in spring. 5% of the base mark of the assessment will be added to their score rather than applied to boundaries.

The graph below shows the approximate distributions of grades and pass rate for this assessment, it does not account of any marks that have been amended due to generosity:

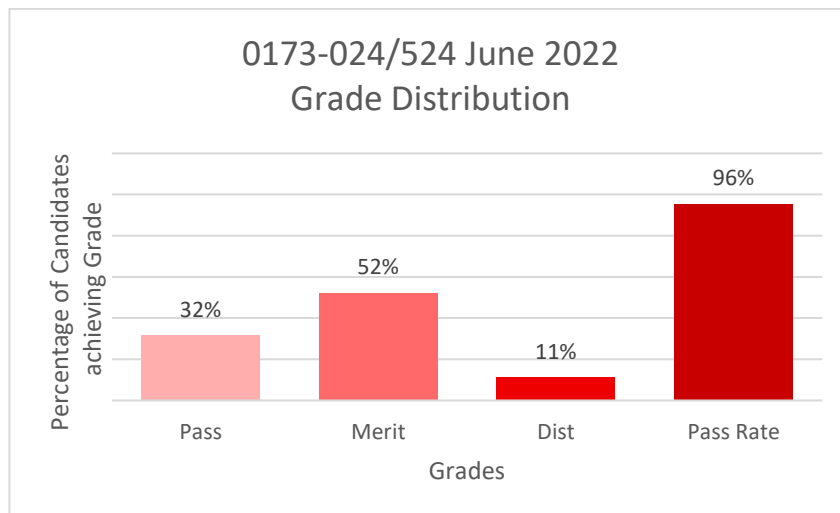


Assessment: **0173-024/524**
Series: **June 2022 (Summer)**

Below identifies the final grade boundaries for this assessment:

Total marks available	50
Pass mark	19
Merit mark	26
Distinction mark	34

The graph below shows the approximate distributions of grades and pass rate for this assessment using the above boundary marks:



Chief Examiner Commentary

0173-524 Land and Wildlife - Theory exam

Series 1 – March 2022

The paper covered a range of learning outcomes across the mandatory units. The cohort performed well. Some candidates struggled with questions on legislation, along with the definition of some technical terminology and science based questions, but generally there was no obvious areas of weakness.

The following units were covered in this assessment:

- Unit 202: Working in the land and wildlife industry
- Unit 203: Land and wildlife land based machinery
- Unit 204: Conservation and improvements to British habitats
- Unit 205: Estate maintenance

As in previous examinations, candidates tended to do well in practical topic areas such as machinery, estate management and job roles and responsibilities. Candidates tended to struggle with science based questions and employment law/legislation and more specifically this year ATV and RTVs, billhooks and hedge laying, post and rail fencing and food chains.

Questions 43-50 were the applied knowledge questions covering a range of content from across all the units above. Candidates were required to demonstrate their knowledge and understanding from a range of topics in an integrated approach when attempting these questions. Candidate responses showed both strengths in knowledge and understanding in some topics and weaknesses in others. Overall candidates did not perform as well on the A04 questions as they did on other parts of the exams. Areas of weaknesses were habitat management techniques, legislation and machinery and attachments. Candidates who achieved higher marks demonstrated evidence of a more consistent understanding of technical terms. The higher scoring candidates tended to consistently select the correct answer showing their greater understanding of problem solving using applied knowledge.

Series 2 – June 2022

The paper covered a range of learning outcomes across the mandatory units. The cohort performed well. Some candidates appeared to find questions on legislation challenging, along with the definition of some technical terminology and science based questions, but generally there was no clear areas of weakness.

The following units were covered in this assessment:

Unit 202: Working in the land and wildlife industry
Unit 203: Land and wildlife land based machinery
Unit 204: Conservation and improvements to British habitats
Unit 205: Estate maintenance

As in previous examinations, candidates tended to do well in practical topic areas such as machinery, estate management and job roles and responsibilities. Candidates tended to struggle with science based questions and employment law/legislation and more specifically this year, billhooks and hedge laying, and food chains.

8 questions were the applied knowledge questions covering a range of content from across all the units above. Candidates were required to demonstrate their knowledge and understanding from a range of topics in an integrated approach when attempting these questions. Candidate responses showed both strengths in knowledge and understanding in some topics and weaknesses in others. Overall candidates did not perform as well on the AO4 questions as they did on other parts of the exams. Areas of weaknesses were habitat management techniques, legislation and machinery and attachments. Candidates who achieved higher marks demonstrated evidence of a more consistent understanding of technical terms. The higher scoring candidates tended to consistently select the correct answer showing their greater understanding of problem solving using applied knowledge.

Synoptic Assignment

Grade Boundaries

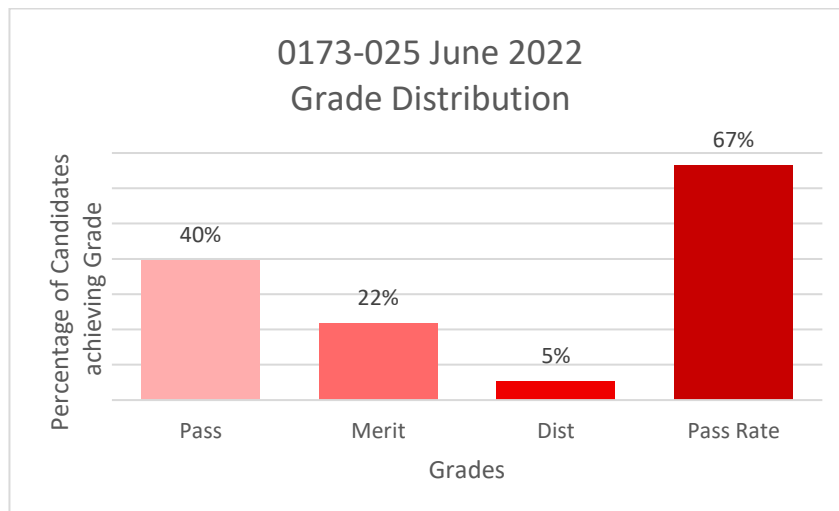
Below identifies the final grade boundaries for this assessment:

Assessment: **0173-025**

Series: **2022**

Total marks available	60
Pass mark	22
Merit mark	31
Distinction mark	41

The graph below shows the approximate distributions of grades and pass rate for this assessment using the above boundary marks:



Principal Moderator Commentary

AO1 20% of marks;- Candidates recall on protected wildlife and habitats and species ecology lacked depth. Full completion of a risk assessment still requires more practice by many. Identification of what tools and equipment were generally good, as was the descriptions of use but were not always backed up in their practical use

AO2 20% of marks;- The breadth of knowledge was good but the depth of understanding and linking wider concepts varied greatly. This was demonstrated in the protected wildlife and habitats and species ecology. The practical demonstrated understanding of the work undertaken and the safety implications via the risk assessment.

AO3 30% of marks;- This was the only practical and so learners who showed greater practical ability were marked higher and represented higher overall marks. However this relied on concise PO reports with detail of what was actually completed by the learner as well as their performance. References or quotes from the marking grid assisted the moderation process although these comments did not always relate to the marks on the CRF.

AO4 20% of marks;- The tasks, when viewed holistically, allowed clear links between them as well as wider concepts from the taught curriculum. Higher marks were awarded when these links were explained as where marks in AO2

AO5 10% of marks;- Formatting problems in reports with no titles on images and those not in colour all impact on marks awarded as well as incomplete risk assessments or failure to complete the task fully.

Synoptic Assignment

Grade Boundaries

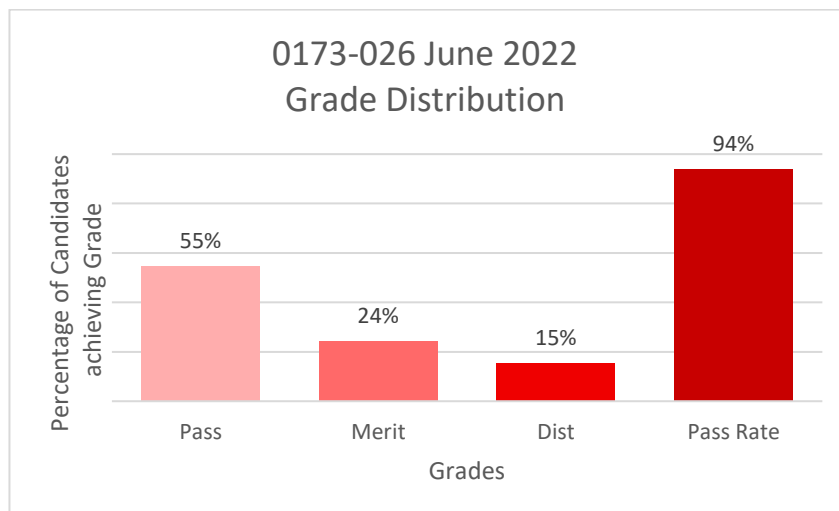
Below identifies the final grade boundaries for this assessment:

Assessment: **0173-026**

Series: **2022**

Total marks available	60
Pass mark	23
Merit mark	33
Distinction mark	43

The graph below shows the approximate distributions of grades and pass rate for this assessment using the above boundary marks:



Principal Moderator Commentary

AO1 20% of marks;- Candidates had the opportunity to demonstrate recall of knowledge throughout all three tasks. Higher marks were gained when candidates were able to use technical language appropriate to the industry, and show that they had the ability to remember the duties of a keeper throughout the year. Candidates demonstrated knowledge regarding foxes and badgers ecology, including field signs and law. They were familiar with relevant equipment and had breadth and depth to recall knowledge relating to the safe use of a shot gun.

AO2 20% of marks;- The tasks allowed candidates to provide evidence that showed that they understood concepts, theories and processes relating to the game industry. Candidates that gained higher marks were able to fully describe the work cycle of a keeper and give clear facts sheets on foxes and badgers including legal control methods.

AO3 30% of marks;- The only practical was about safe use of a shot gun when shooting clays which most learners had no issues with and scored highly in this AO, but also by providing links to the wider curriculum and AO4

AO4 20% of marks;- Candidates who had developed a wider knowledge of the skills required by a gamekeeper were able to score highly in this objective. Candidates need to perform consistently well in AO1 and AO2 to gain marks in Band 3 in this assessment objective.

AO5 10% of marks;- The tasks in the synoptic assessment allowed a range of opportunities for the candidate to demonstrate attention to detail. Learners who demonstrated safe use of a shot gun were able to gain marks in this assessment objective. Centres should be advised that marks are awarded in this AO for quality of finished product.

Synoptic Assignment

Grade Boundaries

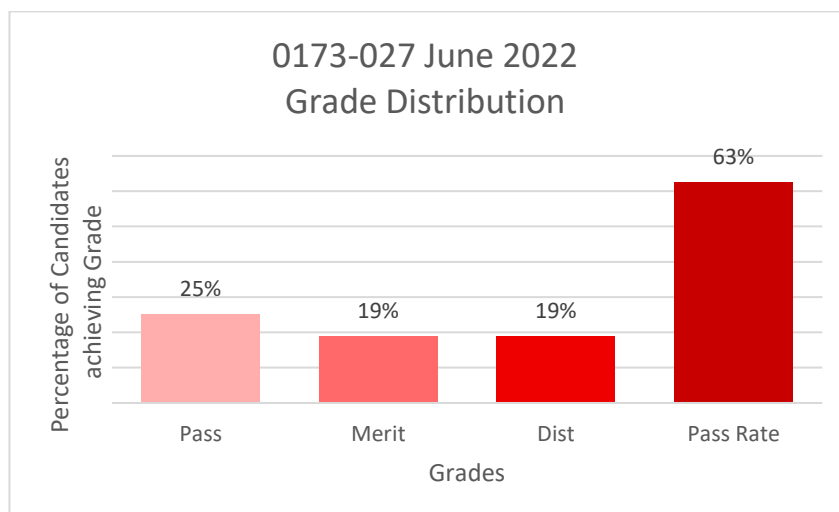
Below identifies the final grade boundaries for this assessment:

Assessment: **0173-027**

Series: **2022**

Total marks available	60
Pass mark	21
Merit mark	31
Distinction mark	40

The graph below shows the approximate distributions of grades and pass rate for this assessment using the above boundary marks:



Principal Moderator Commentary

AO1 20% of marks;- Learners had the opportunity to demonstrate recall of knowledge throughout all the tasks. Higher marks were gained when learners were able to use technical language appropriate to the industry. Recall was also demonstrated through the completion of risk assessments, practical methods for bankside maintenance and vegetation control, fish information and how to maintain healthy stock

AO2 20% of marks;- The tasks allowed learners to provide evidence that showed that they understood concepts, theories and processes relating to the fishery industry. Maintenance of the bankside and vegetation on site, fish present and the tackle needed to capture them, and how to maintain healthy stock

AO3 25% of marks;- Tasks allowed the learners to demonstrate how well they could undertake practical tasks which are undertaken in the fisheries industry. The task provided the opportunity for learners to use a range and depth of their skills. Learners who could respond well to the practical skills in this assessment gained higher marks.

AO4 20% of marks;- Learners who had developed a wider knowledge of the skills required by a fishery assistant were able to score highly in this objective. The synoptic assessment scenario and tasks provided the opportunity for learners to evidence this assessment objective. Learners need to perform consistently well in AO1 and AO2 to gain marks in band 3 in this assessment objective.

AO5 15% of marks;- The tasks in the synoptic assessment allowed a range of opportunities for the candidate to demonstrate attention to detail when ensuring they answered the list of requires in the tasks. Centres should be advised that marks are awarded in this AO for quality of finished product.

Synoptic Assignment

Grade Boundaries

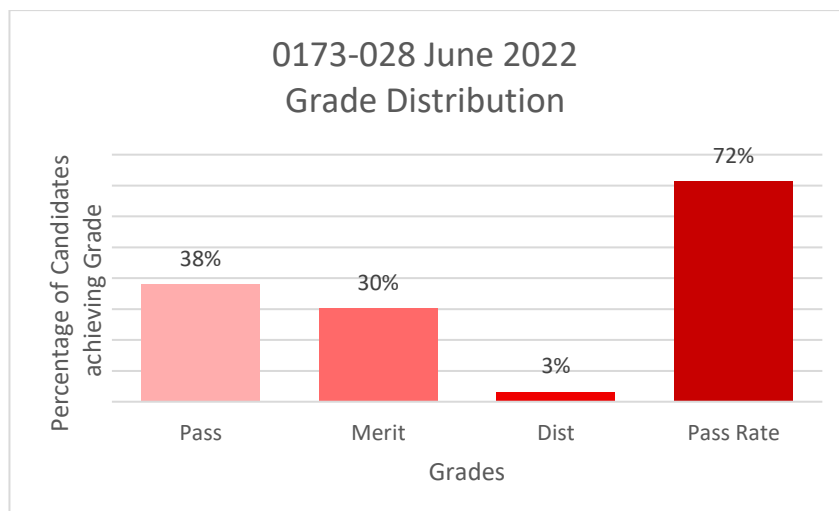
Below identifies the final grade boundaries for this assessment:

Assessment: **0173-028**

Series: **2022**

Total marks available	60
Pass mark	20
Merit mark	29
Distinction mark	39

The graph below shows the approximate distributions of grades and pass rate for this assessment using the above boundary marks:



Principal Moderator Commentary

AO1 20% of the marks;- Learners had the opportunity to demonstrate recall of knowledge throughout all three tasks. Higher marks were gained when learners were able to use technical language appropriate to the industry and showed that they had knowledge about how to plan for new activities on site and pass on information about species and organisations.

AO2 25% of the marks;- The tasks allowed learners to provide evidence that showed that they understood concepts, theories and processes relating to the countryside industry. Learners that gained higher marks were able to, for example, execute the surveys and understand the results of the surveys. They could then make connections between the site surveyed and what information should be described to visitors or the stages needed to be undertaken when planning a new activity on the site.

AO3 20% of the marks;- Tasks 1 allowed the learners to demonstrate how well they could undertake practical tasks which are undertaken in the field by a countryside worker. The surveys allowed learners to plan and undertake repeatable surveys to allow for a comparison. The checking of data provided the opportunity for learners to use a range and depth of their skills for example, positive identification of species and the use of graphs and charts to compare results. Learners who could respond well to all of the practical skills in this assessment gained higher marks.

AO4 25% of the marks;- Learners who had developed a wider knowledge of the skills required by a countryside worker were able to score highly in this objective. The synoptic assessment scenario and tasks provided the opportunity for learners to evidence this assessment objective. Learners needed to perform consistently well in AO1 and AO2 to gain marks in band 3 in this assessment objective.

AO5 10% of the marks;- The tasks in the synoptic assessment allowed a range of opportunities for the candidate to demonstrate attention to detail. Learners needed to carefully undertake surveying techniques, present data e.g. maps, tables, photographs and charts; consistent attention to detail was not always executed in terms of titles and annotations. Tasks 2 & 3 required attention to the meeting of the task requirements and not moving off topic. Centres should be advised that marks are awarded in this AO for quality of finished product.