

# Functional Skills English

## Entry 2 Reading

### Sample assessment



www.cityandguilds.com  
April 2020  
Version 1.0

## Candidate Paper

# Safety

Time allowed: 40 minutes

Total marks: 14

Candidate's name: \_\_\_\_\_

City & Guilds enrolment number: \_\_\_\_\_

Date of registration: \_\_\_\_\_

Date of assessment: \_\_\_\_\_

### You will need

- a pen with black or blue ink
- a dictionary.

### Instructions

- Read each question carefully.
- Answer **all** the questions.
- You do not need to write full sentences.
- There are no marks for spelling, punctuation or grammar.

### Candidate's declaration:


I confirm that this assessment is my own work.

Candidate's signature \_\_\_\_\_


Date \_\_\_\_\_

## Activity 1

Read the text.

 From: Bank for Life UK Sent: 19 July, 14:31 (6 days ago)  
To: me

[Click here](#) if you can't see this email. Don't miss out, add [important@bank-for-life.com](mailto:important@bank-for-life.com) to your address book

**Bank for Life UK** 


## Protect yourself online

### Top tips to keep your money safe


Are you shopping for something for the summer holidays or possibly a winter treat? We've got some important tips to help you stay safe when you're shopping online.



**Tip #1 Only buy from websites you know**  
Think before buying luxury items at bargain prices. If it looks too good to be true, it probably is.

**Tip #2 Stay safe**  
To make sure your money is safe, only pay with your bank card or credit card. Remember: Don't shop online using free public Wi-Fi.



**Tip #3 Look for the padlock symbol**  
The padlock symbol at the top of your screen means that you are safe online.



 Reply  Forward

**Answer the questions about the text.**

1. When was the email sent?

---

2. What should you put in your address book?

---

3. Which word could replace **luxury** in the text?

(Tick **one**)

rich

important

expensive

4. Name **one** type of payment which is safe.

---

5. Which symbol do you click to send the email to someone else?

(Tick **one**)







6. Which word could replace **#** in the text?

(Tick **one**)

hashtag

number

pound

**6 marks**

## Activity 2

Read the text.

**Public Safety Notice**

# Keep Your Belongings Safe!

 Be aware! Take care and keep your things safe. When you are out and about, never leave your bag or your other valuables unattended in public places.



Don't show off your belongings. Keep things like expensive jewellery or cameras in your bag or your pockets.



Mobile phones are the most common items stolen, so make sure you keep your phone safe. If you're not making a call, don't leave it out where everybody can see it. Carry your phone in a front pocket or put it in a bag.



**If you would like more information about staying safe you can pick up our leaflets in police stations and libraries.**

**Answer the questions about the text.**

1. What is the text about?  
(Tick **one**)

- Health and safety.
- Staying safe in your home.
- Ways to keep your things safe.

2. Which word in the section that starts 'Don't show' is used to introduce the examples?  
(Tick **one**)

- off
- like
- or

3. Which **two** words in the text mean **things you own**?

- \_\_\_\_\_
- \_\_\_\_\_

4. Which item mentioned in the text is **not** shown as an image?

\_\_\_\_\_

5. Give **two** pieces of advice in the text that are about keeping your phone safe.

- \_\_\_\_\_
- \_\_\_\_\_

6. Use your dictionary.  
Which word could replace **information** in the text?  
(Tick **one**)

warnings

records

details

**8 marks**

Check your work.

**End of assessment**