

# Level 2 Functional Skills Mathematics Sample 3

**Duration: 25 minutes**  
**Total marks: 15 marks**

## SECTION 1 – CALCULATOR NOT PERMITTED

Candidate name (first, last)

First

Last

Candidate enrolment number

Date of birth (DDMMYYYY)

Assessment date (DDMMYYYY)

Centre number

Candidate signature and declaration\*

**\*I declare that I had no prior knowledge of the questions in this assessment and that I will not share information about the questions.**

**Please check that your name is correctly printed on the candidate barcode label. If not, please tell the invigilator before the start of the exam.**

**You should have the following for this assessment:**

- a pen with black or blue ink
- a pencil
- an eraser
- a 30cm ruler.



**You must NOT use a protractor.**

**You must NOT use a calculator for Section 1.**

### General instructions

- Read through each question carefully.
- You may use a dictionary.
- Write all your answers in this booklet.
- Check your calculations and check that your answers make sense.

## SECTION 1 – CALCULATOR NOT PERMITTED

There are **15** marks available in this section.

You should check all your work as you go along.

You must **not** use a calculator in this section.



Q1

$$531 \times 1.4 =$$

\_\_\_\_\_ (1 mark)

Q2

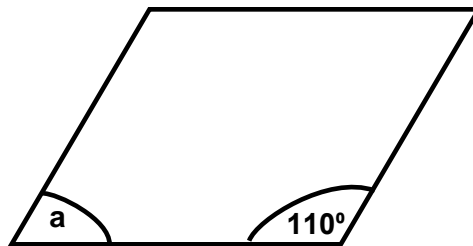
$$5^4 =$$

\_\_\_\_\_ (1 mark)

Q3

The following diagram shows a parallelogram.

Diagram not to scale



What is the size of angle a?

Angle a = \_\_\_\_\_°

(1 mark)

**Q4**

Which one of the following works out to the largest number?

*(tick one box)*

**A**  $\frac{3}{4} \times 8 =$

**B**  $\frac{2}{6} \times 12 =$

**C**  $\frac{3}{2} \times 10 =$

**D**  $\frac{3}{12} \times 36 =$

**(1 mark)**


**Q5**

What is 52% as a fraction in its lowest terms?

$$\frac{\square}{\square}$$

**(1 mark)**

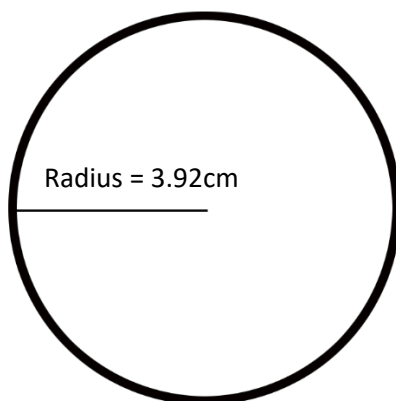
Q6



If the wheel is spun again what is the chance of  $\blacklozenge$  being the winner?  
Give your answer as a fraction.


(1 mark)

Q7



Which calculation gives an approximation of the area of this circle in  $\text{cm}^2$ ?

(tick one box)

A  $3 \times 8 =$

B  $3 \times 4 =$

C  $3 \times 16 =$

D  $3 \times 9 =$

(1 mark)

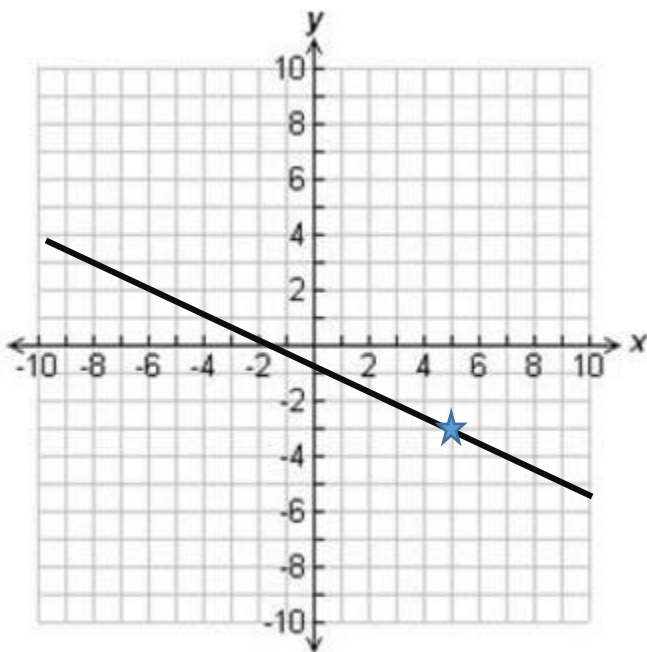
Q8

Calculate  $\frac{8 - 4^2}{8} =$

---

(1 mark)

Q9



What are the coordinates of the line at point ★?

(tick one box)

- A (-5, 3)
- B (5, -3)
- C (-3, 5)
- D (3, -5)

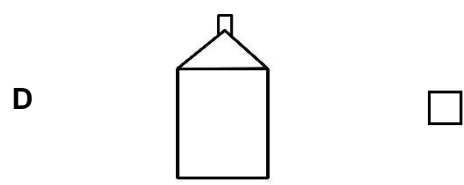
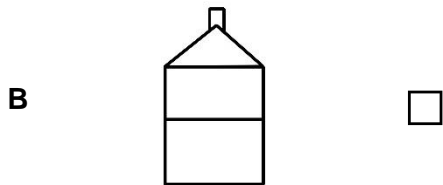
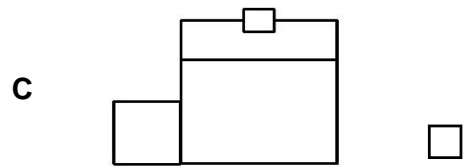
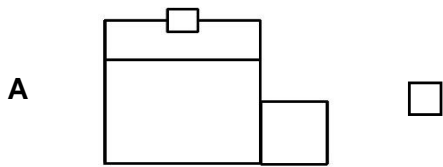
(1 mark)

Q10



Which one of the following is the front elevation of the house from the view shown?

(tick one box)



(1 mark)

**Q11**

A commuter uses a bus and a train to get to work.

The train is more than 5 minutes late  $\frac{1}{6}$  of the times they use it

The bus is more than 5 minutes late  $\frac{3}{5}$  of the times they use it

What is the probability that **both** the bus and train will be more than 5 minutes late?

**Show your working**

**(2 marks)**


**Q12**

A model maker wants to make a model of a ship

He will use a scale of 1:50

The ship was 100ft long

1 foot = 0.3 m



How long will the model ship be in cm?

**Show your working**

\_\_\_\_\_ cm

**(3 marks)**

**End of Section 1**